



川磊电子科技  
ThreeLayer Technologies, Inc.  
專業電感製造商

# 南充新川电子科技有限公司

ThreeLayer Scientific-Technics Co.,Ltd



## 产品承认书

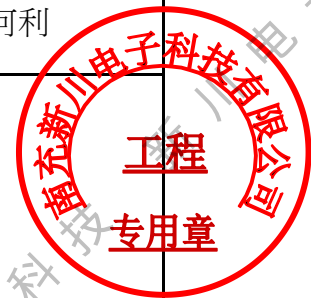
SPECIFICATION FOR APPROVAL

客户名称 <i>CUSTOMER NAME</i>	-----
产品类型 <i>PRODUCT TYPE</i>	High Current Inductor
客户料号 <i>CUSTOMER P/N</i>	-----
川磊料号 <i>OURS P/N</i>	CLSI-100807 SERIES
文件编号 <i>FILE NO.</i>	SP-19053101

客户承认/ <i>CUSTOMER ACCEPTED</i>		
承认 <i>APPROVED</i>	确认 <i>CHECKED</i>	承办 <i>DESIGN</i>
批注/ <i>REMARK</i>		

批准 <i>APPROVED</i>	确认 <i>CHECKED</i>	作成 <i>DESIGN</i>
程志华	何春艳	何利

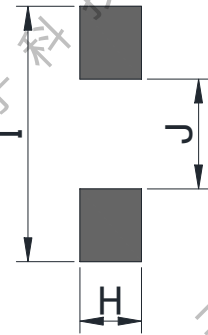
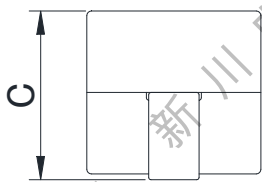
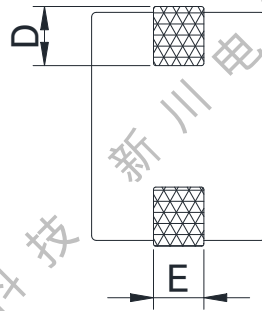
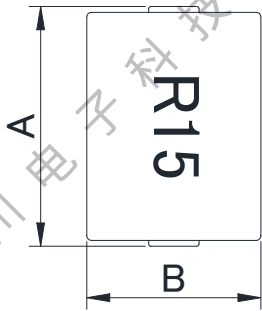
生产工厂：南充川磊电子科技有限公司  
 销售公司：南充新川电子科技有限公司  
 业务专线：0817-2111163/18681773184  
 邮 件：three\_layer\_sales@163.com  
 地 址：四川省南充市顺庆区潞华工业园区华生东路





客户名称 CUSTOMER	-----	客户品名 CUSTOMER P/N	-----	版别 REV.	A
产品类型 PRODUCT TYPE	High Current Inductor	新川品名 OURS P/N	CLSI-100807 SERIES	文件编号 FILE NO.	SP-19053101

一.尺寸图/DIMENSION (单位/UNIT : mm)



Land Pattern

ITEM	A	B	C	D	E	H	I	J	
DIM	10.2	7.7	6.8	2.54	2.24	2.5	11.3	4.7	
TOLE	±0.3	±0.3	±0.2	Typ	Typ	Ref	Ref	Ref	

二.电路图/CIRCUIT DIAGRAM



三.注意事项/NOTE :

- 1.印字 : 黑色
- 2.胶水 : 黑色

四.测试仪器/TEST INSTRUMENTS

- L : HP4284A (or equivalent)  
 DCR : CHROMA 16502 (or equivalent)  
 IDC : WK3325B+3265B (or equivalent)

五.直流电阻测试点/DCR TEST POINT



▲ Points used for measuring DCR

客户名称 CUSTOMER	-----	客户品名 CUSTOMER P/N	-----	版别 REV.	A
产品类型 PRODUCT TYPE	High Current Inductor	新川品名 OURS P/N	CLSI-100807 SERIES	文件编号 FILE NO.	SP-19053101

六.电气特性/ELECTRICAL CHARACTERISTIC

Part Number	Inductance (uH)	Tolerance	Test Frequency(Hz)	DCR (mΩ)	IDC1 (A) Max.	IDC2 (A) Max.	MARK
CLSI-100807-R15□	0.15	M	100K/0.1V	0.29 ±10%	70	54	R15
CLSI-100807-R18□	0.18	M	100K/0.1V	0.29 ±10%	55	54	R18
CLSI-100807-R22□	0.22	M	100K/0.1V	0.29 ±10%	50	54	R22
CLSI-100807-R30□	0.30	M	100K/0.1V	0.29 ±10%	32	54	R30
CLSI-100807-R40□	0.40	M	100K/0.1V	0.29 ±10%	26	54	R40

(1) Specify the inductance tolerance, K(±10%), L(±15%), M(±20%),N(±30%)

(2).IDC1: Based on inductance change ( ΔL/Lo : drop 20% Typ.)@ ambient temp. 25°C

(3).IDC2: Based on temperature rise ( ΔT : 40 °C TYP.)

Rated DC Current : The less value which is IDC1 or IDC2 .

(4).Operating temp.: -40°C to +125°C

(5).Storage temp.: -20°C up to +40°C, 75% RH max.

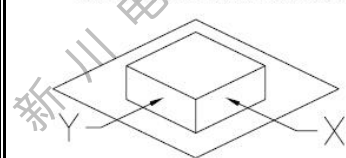
五.材料清单/MATERIAL LIST

NO.	ITEM	DESCRIPTION
1	CORE	FERRITE
2	CLIP	C1100 P2
3	WIRE	P180 G1
4	ADHESIVE	5890LC
5	INK	BLACK

客户名称 CUSTOMER	-----	客户品名 CUSTOMER P/N	-----	版别 REV.	A
产品类型 PRODUCT TYPE	High Current Inductor	新川品名 OURS P/N	CLSI-100807 SERIES	文件编号 FILE NO.	SP-19053101

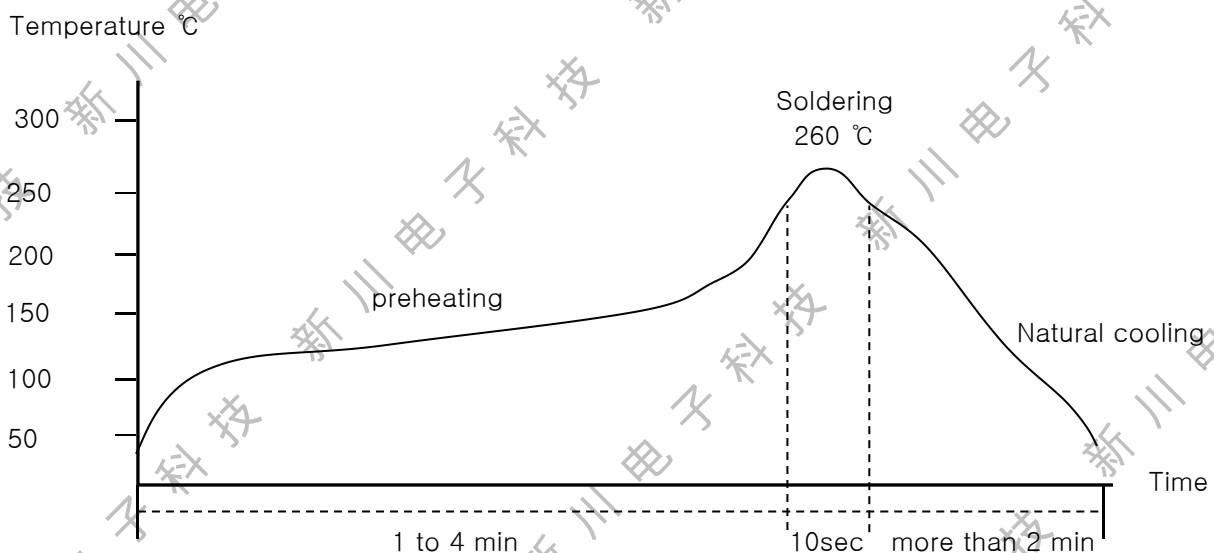
七.可靠性测试/RELIABILITY TESTING

Operating Temperature	- 40 to +125 °C ( Contain Heating coil )
Appearance Inspection	No external defects by visual inspection
Terminal Strength	After soldering , between copper plaet and terminals of coils , push in two directions of X , Y with standing 10N(1.02kg) for10+/-2 sec. Terminal should not peel off. ( Refer to figure at right )
Heat endurance of reflow soldering	Refer to figure
Insulating resistance	Over 100 MΩ at 100V D.C . between wire and core
Dielectric Strength	Apply at 0.5KV 3mA for 1 minute between wire and core
Temperature characteristics	Inductance coefficient ( 0~2,000 ) × 10 / °C ( - 40~ + 125 °C )
Humidity characteristics	Inductance deviation within ± 10% , after 96 hours in 90~95% relative humidity at 40 ± 2 °C and 1 hours drying under normal condition



A test is made under the above mentioned condition , and it is kept for 2 hours in the normal

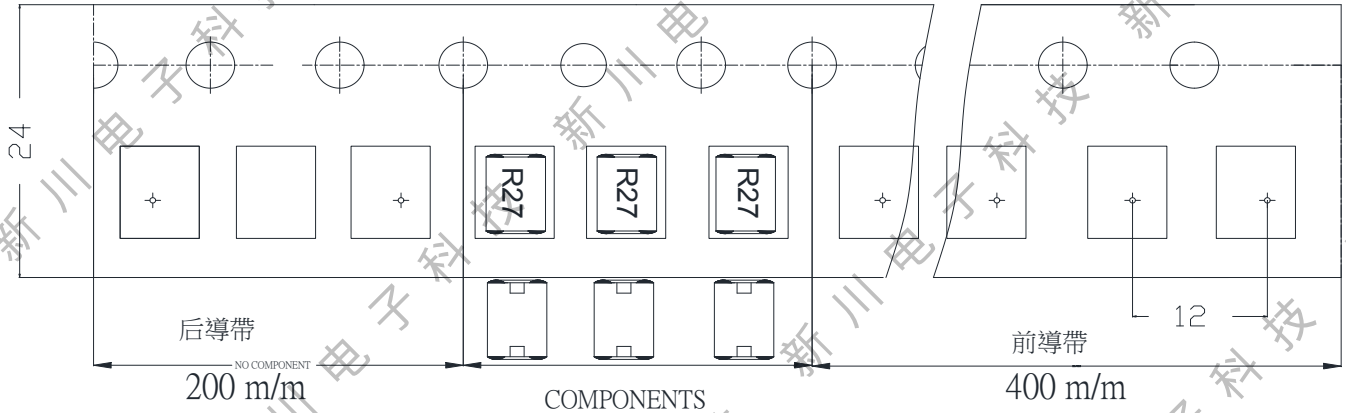
IR Reflow profile



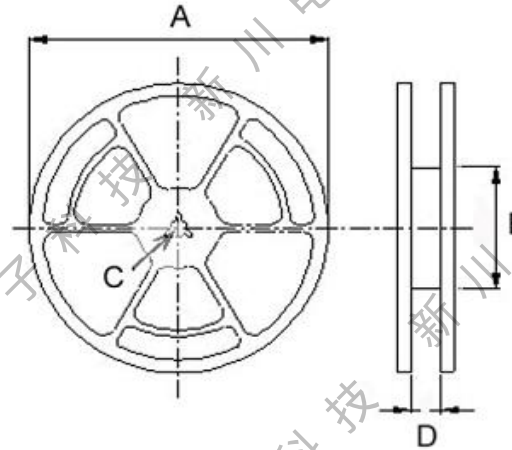
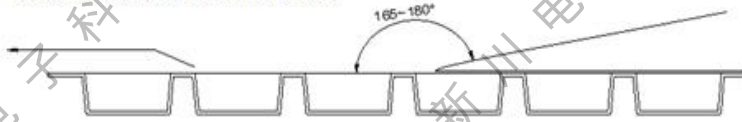
Temperature and humidity . After that , no mechanical and electrical defect should be found .

客户名称 CUSTOMER	-----	客户品名 CUSTOMER P/N	-----	版别 REV.	A
产品类型 PRODUCT TYPE	High Current Inductor	新川品名 OURS P/N	CLSI-100807 SERIES	文件编号 FILE NO.	SP-19053101

八.编带规格/TAPING SPECIFICATIONS

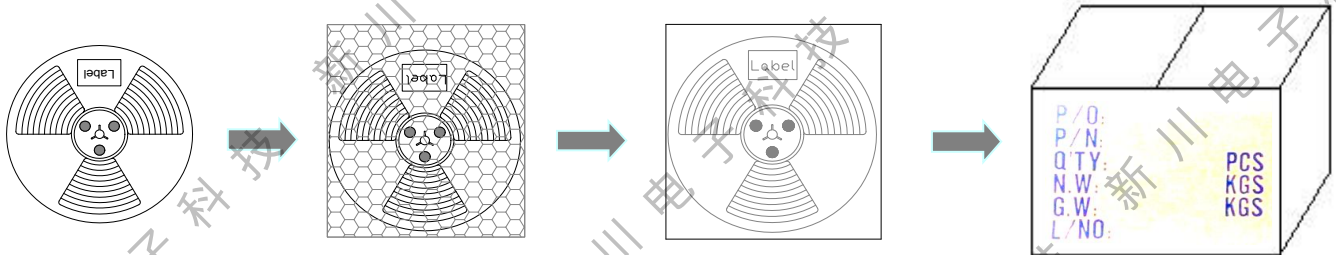


Adhesive strength of cover tape is 20 to 120 gf  
The conduction band direction



Reel Dimensions (Unit: mm)				Quantity
A	B	C	D	Pcs/Reel
330	100	13	24.5	500

九.包装方式/PACKING LIST



轮盘：13(直径330mm)  
数量：500PCS/盘

PE袋  
数量：500PCS/袋

内盒  
数量：1000PCS/盒

外箱，数量：5000PCS/箱  
不足整箱用内盒或填充物装满