



川磊电子科技
ThreeLayer Technologies, Inc.
專業電感製造商

南充新川电子科技有限公司

ThreeLayer Scientific-Technics Co.,Ltd



产品承认书

SPECIFICATION FOR APPROVAL

客户名称 -----
CUSTOMER NAME.

产品类型 SMD Power Inductors
PRODUCT TYPE

客户料号 -----
CUSTOMER P/N

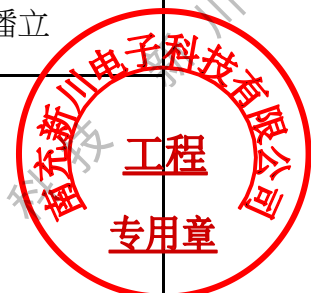
川磊料号 CLNR-4030- SERIES
OURS P/N

文件编号 SP-21022502
FILE NO.

客户承认/CUSTOMER ACCEPTED		
承认 <i>APPROVED</i>	确认 <i>CHECKED</i>	承办 <i>DESIGN</i>
批注/REMARK		

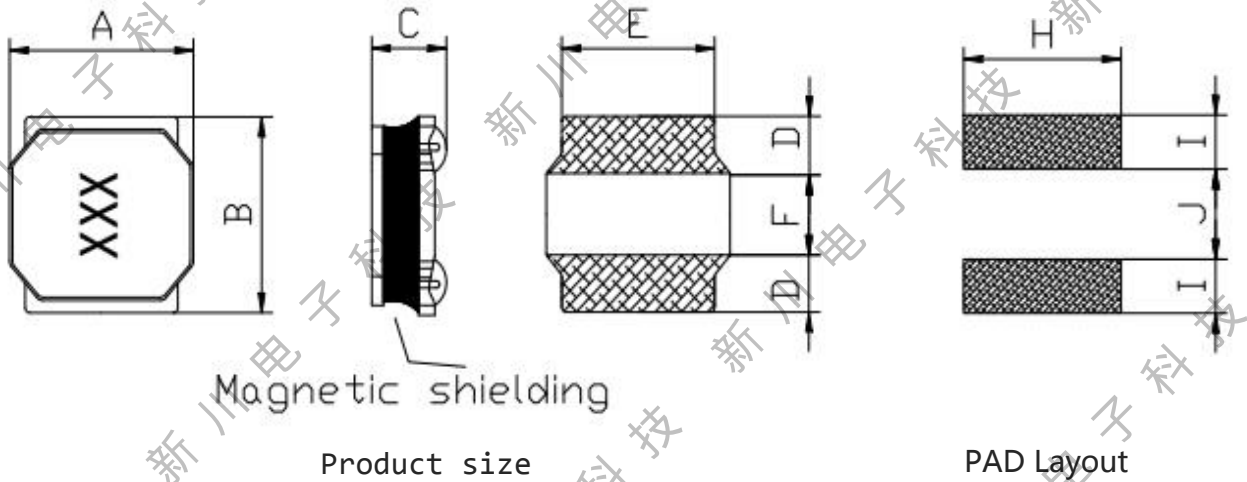
批准 <i>APPROVED</i>	确认 <i>CHECKED</i>	作成 <i>DESIGN</i>
程志华	陈尧	潘立

生产工厂：南充川磊电子科技有限公司
销售公司：南充新川电子科技有限公司
业务专线：0817-2111163/18681773184
邮 件：threeayer_sales@163.com
地 址：四川省南充市顺庆区潞华工业园区华生东路



客户名称 CUSTOMER	-----	客户品名 CUSTOMER P/N	-----	版别 REV.	1.0
产品类型 PRODUCT TYPE	SMD Power Inductors	新川品名 OURS P/N	CLNR-4030- SERIES	文件编号 FILE NO.	SP-21022502

一.尺寸图/DIMENSION (单位/UNIT : mm)



ITEM	A	B	C	D	E	F	H	I	J
DIM	4.0	4.0	3.0	1.2	3.5	1.6	3.8	1.6	1.3
TOLE	±0.2	±0.2	Max	Typ	Typ	Typ	Typ	Typ	Typ

二.电路图/CIRCUIT DIAGRAM



三.注意事项/NOTE :

1.印字：黑色

四.电气特性/ELECTRICAL CHARACTERISTIC

Part Number	Inductance (uH)	Tolerance	Test Frequency(Hz)	DCR (Ω) ±30%	IDC1 (A) Max.	IDC2 (A) Max.	MARK
CLNR-4030-1R0□	1	N	100KHZ/1V	0.016	5.26	4.14	1R0
CLNR-4030-1R5□	1.5	N	100KHZ/1V	0.020	4.84	3.34	1R5
CLNR-4030-2R2□	2.2	N	100KHZ/1V	0.030	4.40	2.95	2R2
CLNR-4030-3R3□	3.3	M N	100KHZ/1V	0.040	3.30	2.40	3R3
CLNR-4030-4R7□	4.7	M N	100KHZ/1V	0.060	2.90	2.00	4R7
CLNR-4030-6R8□	6.8	M N	100KHZ/1V	0.090	2.75	1.60	6R8
CLNR-4030-100□	10	M N	100KHZ/1V	0.100	1.95	1.50	100

客户名称 CUSTOMER	-----	客户品名 CUSTOMER P/N	-----	版别 REV.	1.0
产品类型 PRODUCT TYPE	SMD Power Inductors	新川品名 OURS P/N	CLNR-4030- SERIES	文件编号 FILE NO.	SP-21022502

四.电气特性/ELECTRICAL CHARACTERISTIC

Part Number	Inductance (uH)	Tolerance	Test Frequency(Hz)	DCR (Ω) ±30%	IDC1 (A) Max.	IDC2 (A) Max.	MARK
CLNR-4030-150□	15	M N	100KHZ/1V	0.190	1.65	1.11	150
CLNR-4030-220□	22	M N	100KHZ/1V	0.225	1.30	1.00	220
CLNR-4030-330□	33	M N	100KHZ/1V	0.330	1.10	0.84	330
CLNR-4030-470□	47	M N	100KHZ/1V	0.445	0.95	0.72	470
CLNR-4030-680□	68	M N	100KHZ/1V	0.868	0.72	0.52	680
CLNR-4030-101□	100	M N	100KHZ/1V	1.15	0.60	0.45	101
CLNR-4030-151□	150	M N	100KHZ/1V	1.80	0.50	0.30	151
CLNR-4030-221□	220	M N	100KHZ/1V	2.50	0.40	0.35	221
CLNR-4030-331□	330	M N	100KHZ/1V	4.00	0.30	0.25	331
CLNR-4030-471□	470	M N	100KHZ/1V	7.20	0.30	0.20	471
CLNR-4030-681□	680	M N	100KHZ/1V	7.58	0.19	0.14	681

(1) Specify the inductance tolerance, K(±10%),M(±20%),N(±30%)

(2).IDC1:Base on temp.rise & ΔL/L0A 30% Typ

(3).IDC2:Temp.rise 40°C Typ

(4).Operating temp.: -40°C to +125°C

(5).Storage temp.: -20°C up to +40°C, 75% RH max.

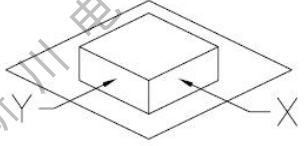
五.材料清单/MATERIAL LIST

NO.	ITEM	DESCRIPTION
1	CORE	FERRITE
2	WIRE	P180 G1
3	ADHESIVE	NR-3614
4	TIN	107H
5	INK	BLACK

客户名称 CUSTOMER	-----	客户品名 CUSTOMER P/N	-----	版别 REV.	1.0
产品类型 PRODUCT TYPE	SMD Power Inductors	新川品名 OURS P/N	CLNR-4030- SERIES	文件编号 FILE NO.	SP-21022502

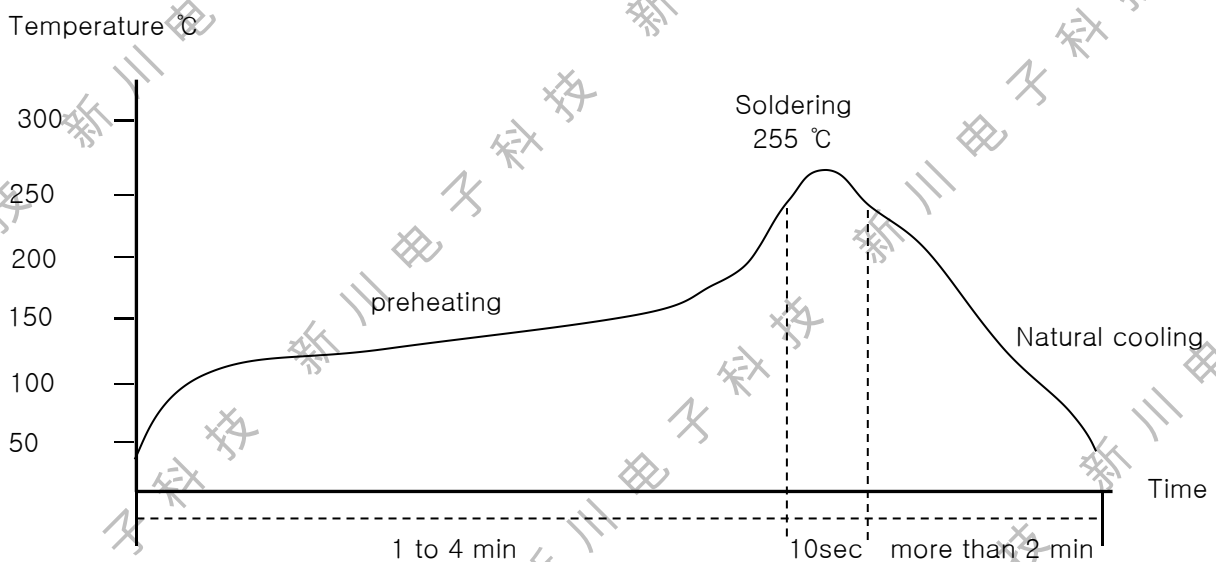
六.可靠性测试/RELIABILITY TESTING

Operating Temperature	- 40 to +125 °C (Contain Heating coil)
Appearance Inspection	No external defects by visual inspection
Terminal Strength	After soldering , between copper plaet and terminals of coils , push in two directions of X , Y with standing 10N(1.02kg) for10+/-2 sec. Terminal should not peel off. (Refer to figure at right)
Heat endurance of reflow soldering	Refer to figure
Insulating resistance	Over 100 MΩ at 100V D.C . between wire and core
Dielectric Strength	Apply at 0.5KV 3mA for 1 minute between wire and core
Temperature characteristics	Inductance coefficient (0~2,000) × 10 / °C (- 40~ + 125 °C)
Humidity characteristics	Inductance deviation within ± 10% , after 96 hours in 90~95% relative humidity at 40 ± 2 °C and 1 hours drying under normal condition



A test is made under the above mentioned condition , and it is kept for 2 hours in the normal

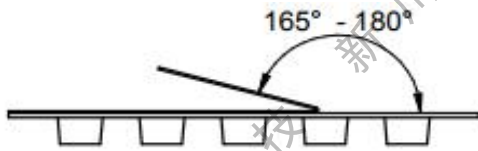
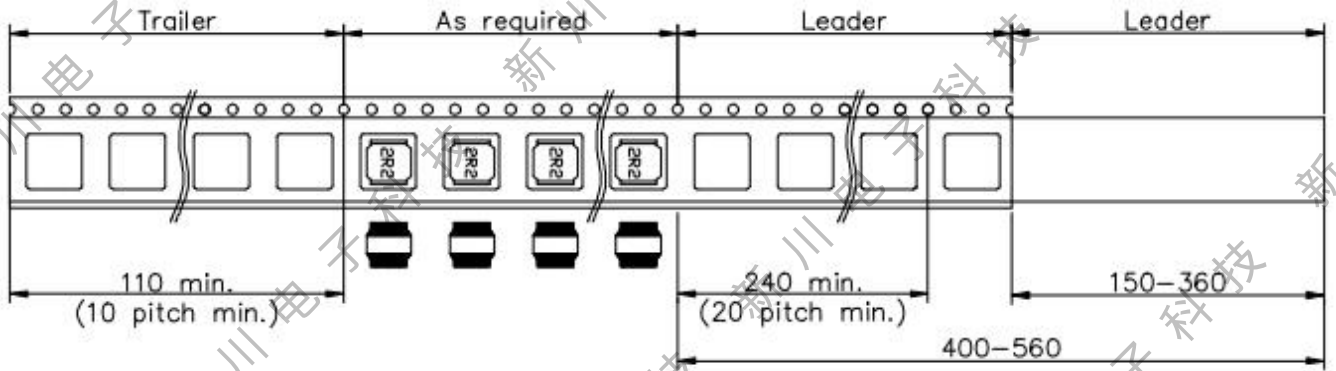
IR Reflow profile



Temperature and humidity . After that , no mechanical and electrical defect should be found .

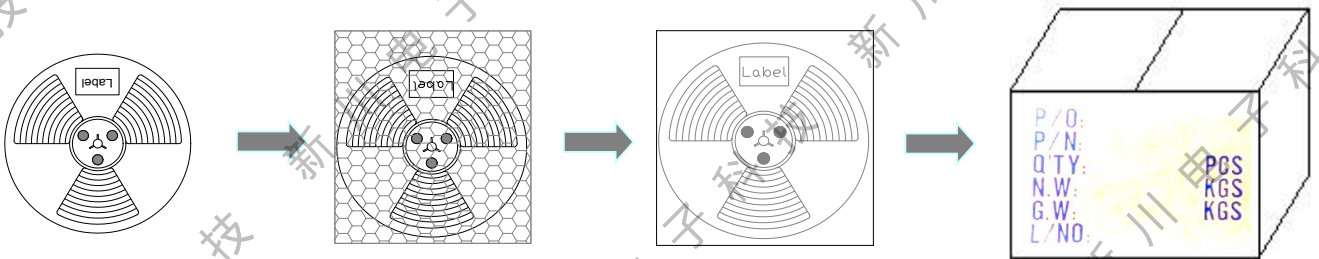
客户名称 CUSTOMER	-----	客户品名 CUSTOMER P/N	-----	版别 REV.	1.0
产品类型 PRODUCT TYPE	SMD Power Inductors	新川品名 OURS P/N	CLNR-4030- SERIES	文件编号 FILE NO.	SP-21022502

七.编带规格/TAPING SPECIFICATIONS



Tape width	Distance	Pull-of force
12 mm	8 mm	10~120g

八.包装方式/PACKING LIST



轮盘：13'(直径330mm)
数量：2000PCS/盘

PE袋
数量：2000PCS/袋

内盒
数量：8000PCS/盒

外箱，数量：40000PCS/箱
不足整箱用内盒或填充物
装满