



川磊电子科技
ThreeLayer Technologies, Inc.
專業電感製造商

南充新川电子科技有限公司

ThreeLayer Scientific-Technics Co.,Ltd



产品承认书

SPECIFICATION FOR APPROVAL

客户名称 <i>CUSTOMER NAME.</i>	-----
产品类型 <i>PRODUCT TYPE</i>	SMD Power Inductors
客户料号 <i>CUSTOMER PN</i>	-----
川磊料号 <i>OURS PN</i>	CLNR-3010 SERIES
文件编号 <i>FILE NO.</i>	SP-21072144

客户承认/ <i>CUSTOMER ACCEPTED</i>		
承认 <i>APPROVED</i>	确认 <i>CHECKED</i>	承办 <i>DESIGN</i>
批注/ <i>REMARK</i>		

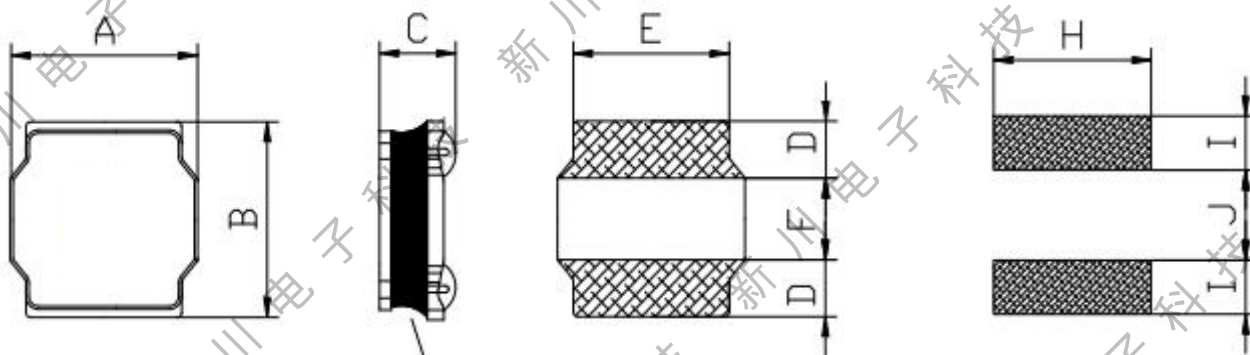
批准 <i>APPROVED</i>	确认 <i>CHECKED</i>	作成 <i>DESIGN</i>
程志华	何利	张莉萍

生产工厂：南充川磊电子科技有限公司
销售公司：南充新川电子科技有限公司
业务专线：0817-211163/18681773184
邮 件：threelayer_sales@163.com
地 址：四川省南充市顺庆区潞华工业园区华生东路



客户名称 CUSTOMER	-----	客户品名 CUSTOMER P/N	-----	版别 REV.	1.0
产品类型 PRODUCT TYPE	SMD Power Inductors	新川品名 OURS P/N	CLNR-3010 SERIES	文件编号 FILE NO.	SP-21072144

一.尺寸图/DIMENSION (单位/UNIT : mm)



Magnetic shielding

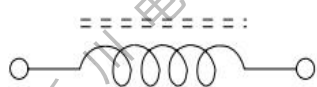
Product size

PAD Layout

ITEM	A	B	C	D	E	F	H	I	J
DIM	3.0	3.0	1.0	0.9	2.6	1.2	2.9	1.3	0.9
TOLE	±0.2	±0.2	±0.1	Typ	Typ	Typ	Typ	Typ	Typ

二.电路图/CIRCUIT DIAGRAM

三.注意事项/NOTE :



四.电气特性/ELECTRICAL CHARACTERISTIC

Part Number	Inductance (uH)	Tolerance	Test Frequency(Hz)	DCR (Ω) ±30%	IDC1 (A) Max.	IDC2 (A) Max.	S.R.F (Min) (MHz)
CLNR-3010-1R0□	1.0	N	100K/1V	0.065	1.4	1.45	180
CLNR-3010-1R5□	1.5	N	100K/1V	0.08	1.27	1.3	120
CLNR-3010-2R2□	2.2	N	100K/1V	0.11	1.15	1.09	100
CLNR-3010-3R3□	3.3	M N	100K/1V	0.145	0.97	0.96	74
CLNR-3010-4R7□	4.7	M N	100K/1V	0.225	0.75	0.77	59
CLNR-3010-6R8□	6.8	M N	100K/1V	0.305	0.55	0.66	42

客户名称 CUSTOMER	-----	客户品名 CUSTOMER P/N	-----	版别 REV.	1.0
产品类型 PRODUCT TYPE	SMD Power Inductors	新川品名 OURS P/N	CLNR-3010 SERIES	文件编号 FILE NO.	SP-21072144

四.电气特性/ELECTRICAL CHARACTERISTIC

Part Number	Inductance (uH)	Tolerance	Test Frequency(Hz)	DCR (Ω) ±30%	IDC1 (A) Max.	IDC2(A) Max.	S.R.F (Min) (MHz)
CLNR-3010-100□	10	M N	100K/1V	0.4	0.55	0.58	39
CLNR-3010-150□	15	M N	100K/1V	0.61	0.42	0.47	30
CLNR-3010-220□	22	M N	100K/1V	0.93	0.35	0.38	28
CLNR-3010-330□	33	M N	100K/1V	1.55	0.29	0.3	18
CLNR-3010-470□	47	M N	100K/1V	1.95	0.22	0.26	18

- (1) Specify the inductance tolerance, K(±10%),M(±20%),N(±30%)
- (2).IDC1:Base on temp.rise & ΔL/L0A 30% Typ
- (3).IDC2:Temp.rise 40°C Typ
- (4).Operating temp.: -40°C to +125°C
- (5).Storage temp.: -20°C up to +40°C, 75% RH max.

五.材料清单/MATERIAL LIST

NO.	ITEM	DESCRIPTION
1	CORE	FERRITE
2	WIRE	P180 G1
3	ADHESIVE	NR-3614
4	TIN	107H

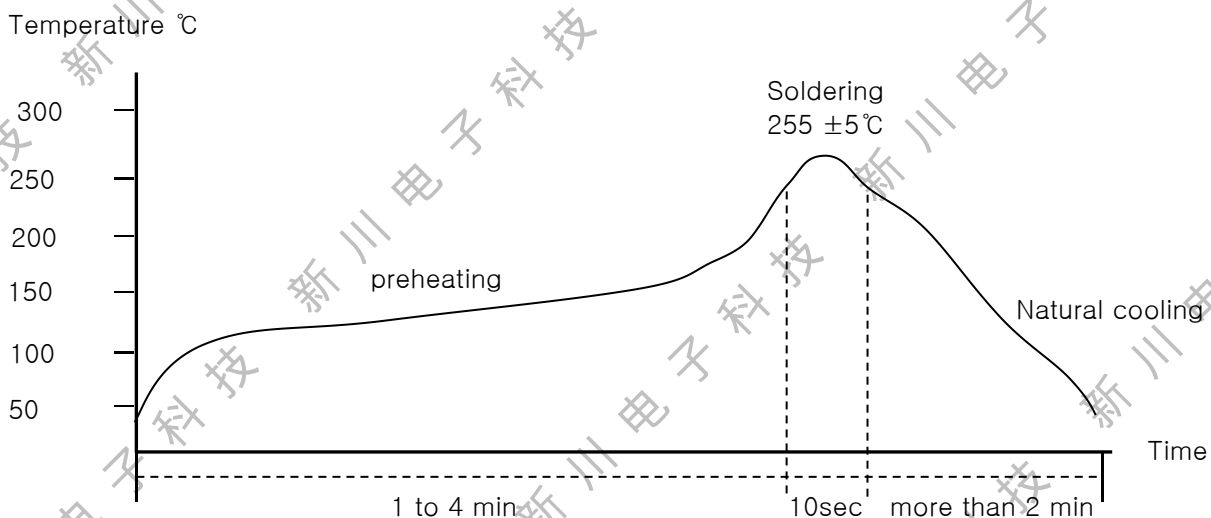
客户名称 CUSTOMER	-----	客户品名 CUSTOMER P/N	-----	版别 REV.	1.0
产品类型 PRODUCT TYPE	SMD Power Inductors	新川品名 OURS P/N	CLNR-3010 SERIES	文件编号 FILE NO.	SP-21072144

六.可靠性测试/RELIABILITY TESTING

Operating Temperature	- 40 to +125 °C (Contain HeatiDCR (mΩ) Max.
Appearance Inspection	No external defects by visual inspection
Terminal Strength	After soldering , between copper plaet and terminals of coils , push in two directions of X , Y with standing 10N(1.02kg) for10+/-2 sec. Terminal should not peel off. (Refer to figure at right)
Heat endurance of reflow soldering	Refer to figure
Insulating resistance	Over 100 MΩ at 100V D.C . between wire and core
Dielectric Strength	Apply at 0.5KV 3mA for 1 minute between wire and core
Temperature characteristics	Inductance coefficient (0~2,000) × 10 / °C (- 40~ + 125 °C)
Humidity characteristics	Inductance deviation within ± 10% , after 96 hours in 90~95% relative humidity at 40 ± 2 °C and 1 hours drying under normal condition

A test is made under the above mentioned condition , and it is kept for 2 hours in the normal

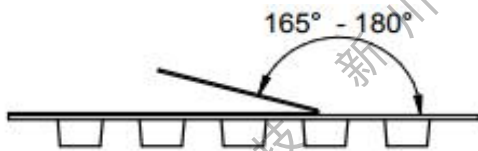
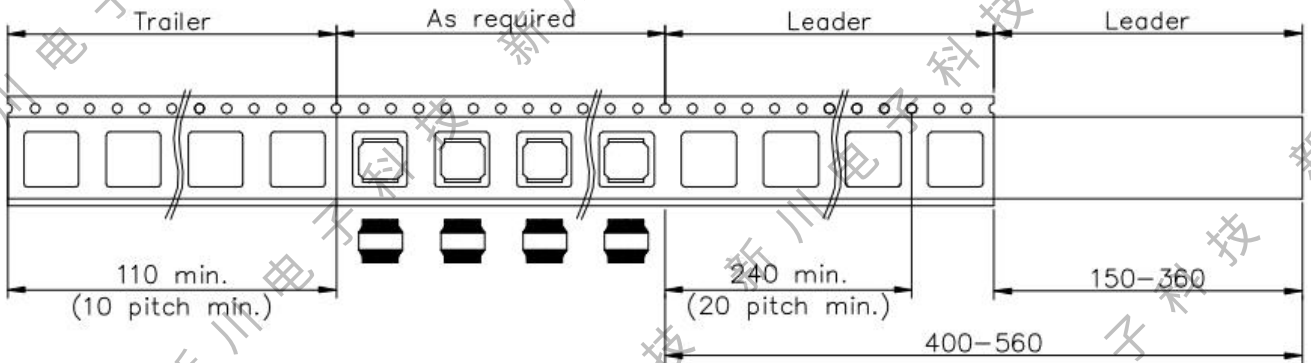
IR Reflow profile



Temperature and humidity . After that , no mechanical and electrical defect should be found .

客户名称 CUSTOMER	-----	客户品名 CUSTOMER P/N	-----	版别 REV.	1.0
产品类型 PRODUCT TYPE	SMD Power Inductors	新川品名 OURS P/N	CLNR-3010 SERIES	文件编号 FILE NO.	SP-21072144

七.编带规格/TAPING SPECIFICATIONS

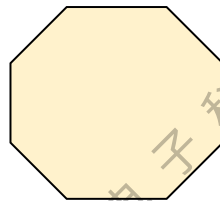


Tape width	Distance	Pull-of force
8mm	4 mm	10~120g

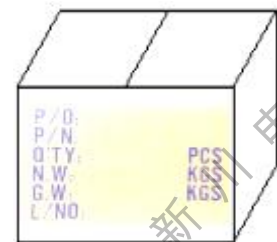
八.包装方式/PACKING LIST



轮盘：7'(直径178mm)
数量：2000PCS/盘



内盒/PE袋
数量：10000PCS/盒



外箱，数量：100000PCS/箱
不足整箱用内盒或填充物