



川磊电子科技
ThreeLayer Technologies, Inc.
專業電感製造商

南充新川电子科技有限公司

ThreeLayer Scientific-Technics Co.,Ltd



产品承认书

SPECIFICATION FOR APPROVAL

客户名称 <i>CUSTOMER NAME.</i>	-----
产品类型 <i>PRODUCT TYPE</i>	SMD Power Inductors
客户料号 <i>CUSTOMER PN</i>	-----
川磊料号 <i>OURS PN</i>	CLNR-252010- SERIES
文件编号 <i>FILE NO.</i>	SP-21072152

客户承认/ <i>CUSTOMER ACCEPTED</i>		
承认 <i>APPROVED</i>	确认 <i>CHECKED</i>	承办 <i>DESIGN</i>
批注/ <i>REMARK</i>		

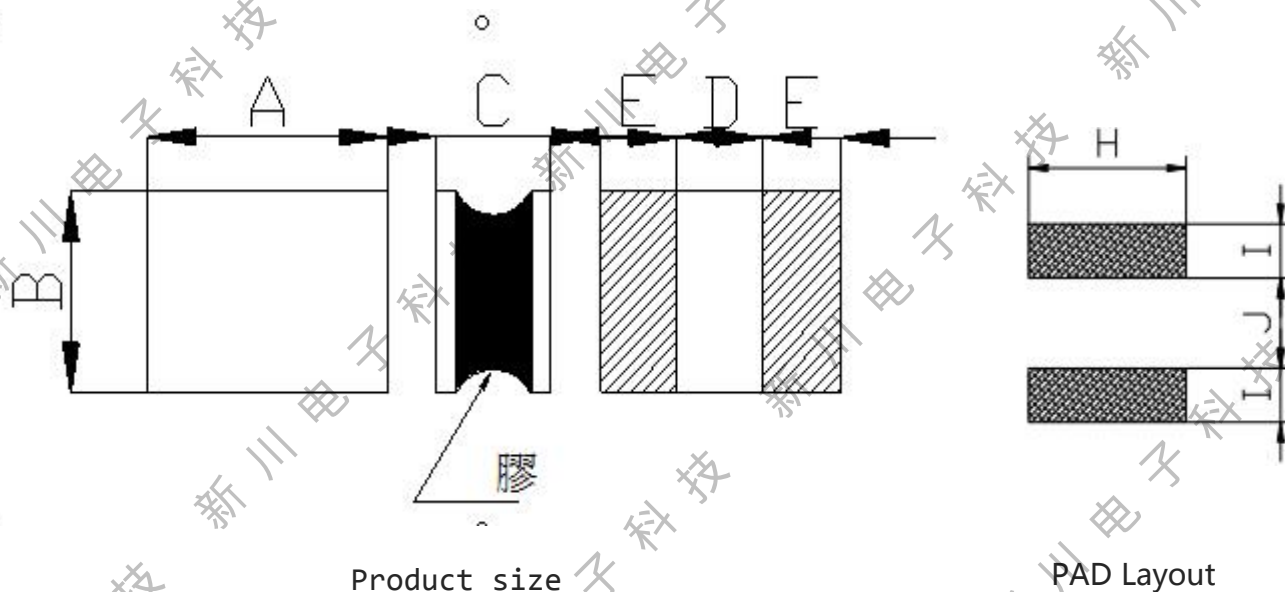
批准 <i>APPROVED</i>	确认 <i>CHECKED</i>	作成 <i>DESIGN</i>
程志华	何利	张莉萍

生产工厂：南充川磊电子科技有限公司
 销售公司：南充新川电子科技有限公司
 业务专线：0817-211163/18681773184
 邮 件：threelayer_sales@163.com
 地 址：四川省南充市顺庆区潞华工业园区华生东路



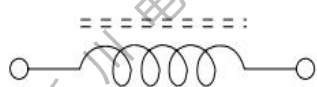
客户名称 CUSTOMER	-----	客户品名 CUSTOMER P/N	-----	版别 REV.	1.0
产品类型 PRODUCT TYPE	SMD Power Inductors	新川品名 OURS P/N	CLNR-252010- SERIES	文件编号 FILE NO.	SP-21072152

一.尺寸图/DIMENSION (单位/UNIT : mm)



ITEM	A	B	C	D	E	H	I	J	
DIM	2.5	2.0	1.02	0.8	0.9	2.0	1.1	0.6	
TOLE	±0.25	±0.25	Max	±0.3	±0.3	Typ	Typ	Typ	

二.电路图/CIRCUIT DIAGRAM



三.注意事项/NOTE :

四.电气特性/ELECTRICAL CHARACTERISTIC

Part Number	Inductance (uH)	Tolerance	Test Frequency(Hz)	DCR (Ω) Max	IDC1 (A) Max.	IDC2 (A) Max.	MARK
CLNR-252010-1R0□	1.0	N	1M/0.25V	0.108	1.85	1.65	A
CLNR-252010-1R5□	1.5	N	1M/0.25V	0.182	1.80	1.30	B
CLNR-252010-2R2□	2.2	N	1M/0.25V	0.209	1.20	1.20	C
CLNR-252010-3R3□	3.3	M N	1M/0.25V	0.328	1.05	0.90	D
CLNR-252010-4R7□	4.7	N	1M/0.25V	0.563	0.95	0.70	E
CLNR-252010-5R6□	5.6	M N	1M/0.25V	0.563	0.80	0.73	F

承认书/SPECIFICATION FOR APPROVAL

客户名称 CUSTOMER	-----	客户品名 CUSTOMER P/N	-----	版别 REV.	1.0
产品类型 PRODUCT TYPE	SMD Power Inductors	新川品名 OURS P/N	CLNR-252010- SERIES	文件编号 FILE NO.	SP-21072152

四.电气特性/ELECTRICAL CHARACTERISTIC

Part Number	Inductance (uH)	Tolerance	Test Frequency(Hz)	DCR (Ω) Max	IDC1 (A) Max.	IDC2(A) Max.	MARK
CLNR-252010-6R8□	6.8	M N	1M/0.25V	0.896	0.78	0.59	G
CLNR-252010-100□	10	M N	1M/0.25V	1.092	0.65	0.50	H
CLNR-252010-150□	15	M N	1M/0.25V	1.885	0.46	0.36	I
CLNR-252010-220□	22	M N	1M/0.25V	2.40	0.45	0.30	J

(1) Specify the inductance tolerance, K(±10%),M(±20%),N(±30%)

(2).IDC1:Base on temp.rise & ΔL/L0A 30% Typ

(3).IDC2:Temp.rise 40°C Typ

(4).Operating temp.: -40°C to +125°C

(5).Storage temp.: -20°C up to +40°C, 75% RH max.

五.材料清单/MATERIAL LIST

NO.	ITEM	DESCRIPTION
1	CORE	FERRITE
2	WIRE	P180 G1
3	ADHESIVE	NR-3614
4	TIN	107H
5	INK	BLACK

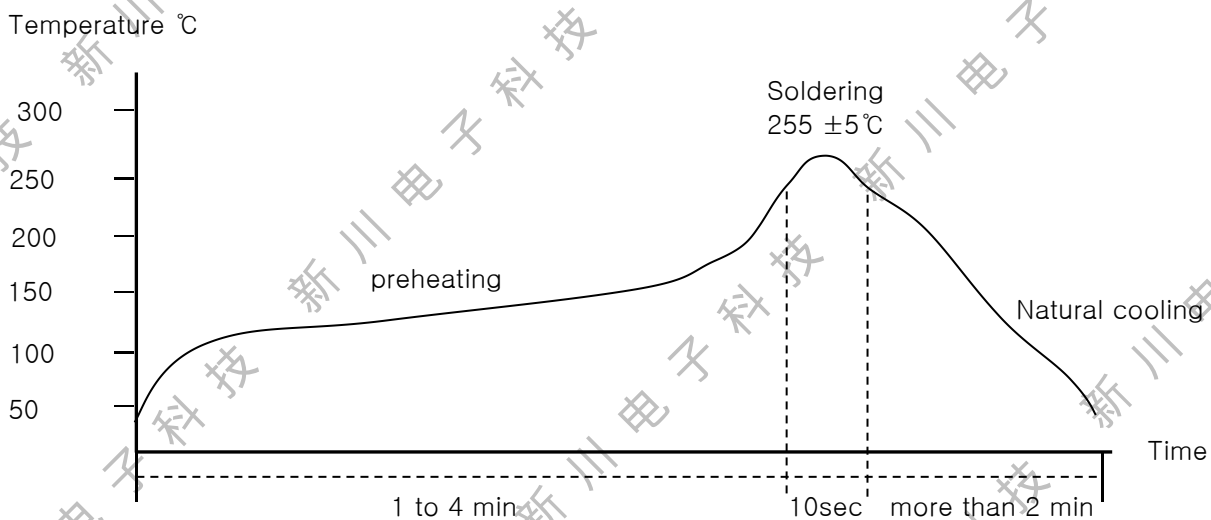
客户名称 CUSTOMER	-----	客户品名 CUSTOMER P/N	-----	版别 REV.	1.0
产品类型 PRODUCT TYPE	SMD Power Inductors	新川品名 OURS P/N	CLNR-252010- SERIES	文件编号 FILE NO.	SP-21072152

六.可靠性测试/RELIABILITY TESTING

Operating Temperature	- 40 to +125 °C (Contain HeatiDCR (mΩ) Max.
Appearance Inspection	No external defects by visual inspection
Terminal Strength	After soldering , between copper plaet and terminals of coils , push in two directions of X , Y with standing 10N(1.02kg) for10+/-2 sec. Terminal should not peel off. (Refer to figure at right)
Heat endurance of reflow soldering	Refer to figure
Insulating resistance	Over 100 MΩ at 100V D.C . between wire and core
Dielectric Strength	Apply at 0.5KV 3mA for 1 minute between wire and core
Temperature characteristics	Inductance coefficient (0~2,000) × 10 / °C (- 40~ + 125 °C)
Humidity characteristics	Inductance deviation within ± 10% , after 96 hours in 90~95% relative humidity at 40 ± 2 °C and 1 hours drying under normal condition

A test is made under the above mentioned condition , and it is kept for 2 hours in the normal

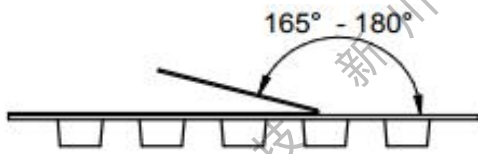
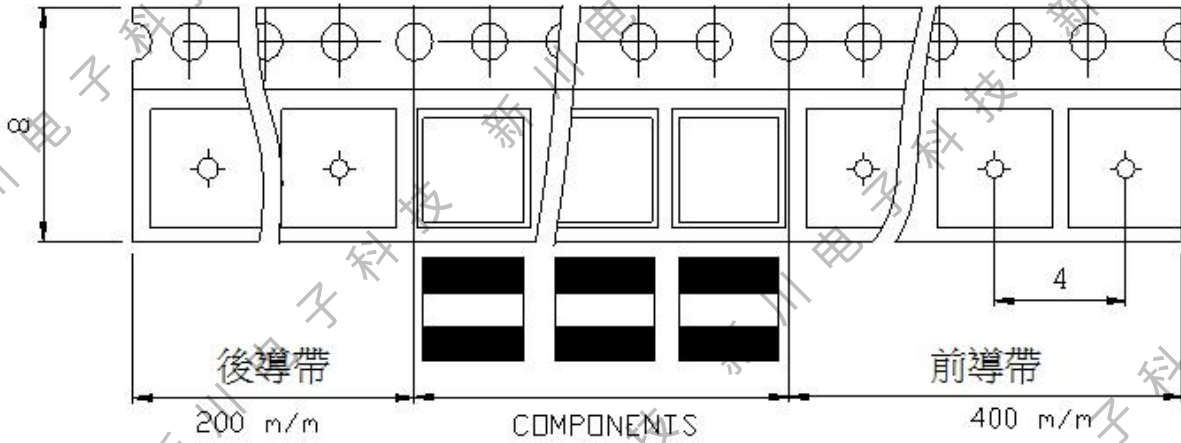
IR Reflow profile



Temperature and humidity . After that , no mechanical and electrical defect should be found .

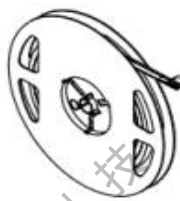
客户名称 CUSTOMER	-----	客户品名 CUSTOMER P/N	-----	版别 REV.	1.0
产品类型 PRODUCT TYPE	SMD Power Inductors	新川品名 OURS P/N	CLNR-252010- SERIES	文件编号 FILE NO.	SP-21072152

七.编带规格/TAPING SPECIFICATIONS

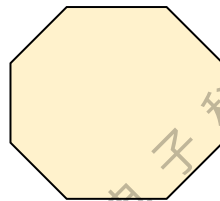


Tape width	Distance	Pull-of force
8 mm	4 mm	10~120g

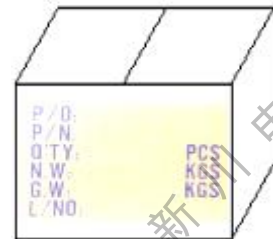
八.包装方式/PACKING LIST



轮盘：7'(直径178mm)
数量：2000PCS/盘



内盒/PE袋
数量：10000PCS/盒



外箱，数量：100000PCS/箱
不足整箱用内盒或填充物