



川磊电子科技
ThreeLayer Technologies, Inc.
專業電感製造商

南充新川电子科技有限公司

ThreeLayer Scientific-Technics Co.,Ltd



产品承认书


SPECIFICATION FOR APPROVAL

客户名称 <i>CUSTOMER NAME</i>	-----
产品类型 <i>PRODUCT TYPE</i>	Shielded Power Inductors
客户料号 <i>CUSTOMER P/N</i>	-----
川磊料号 <i>OURS P/N</i>	CSLF-7045T- SERIES
文件编号 <i>FILE NO.</i>	SP-21072211

客户承认 <i>CUSTOMER ACCEPTED</i>		
承认 <i>APPROVED</i>	确认 <i>CHECKED</i>	承办 <i>DESIGN</i>
批注/ <i>REMARK</i>		

批准 <i>APPROVED</i>	确认 <i>CHECKED</i>	作成 <i>DESIGN</i>
程志华	陈尧	潘立

生产工厂：南充川磊电子科技有限公司
 销售公司：南充新川电子科技有限公司
 业务专线：0817-211163/18681773184
 邮 件：threelayer_sales@163.com
 地 址：四川省南充市顺庆区潞华工业园区华生东路



承认书/SPECIFICATION FOR APPROVAL

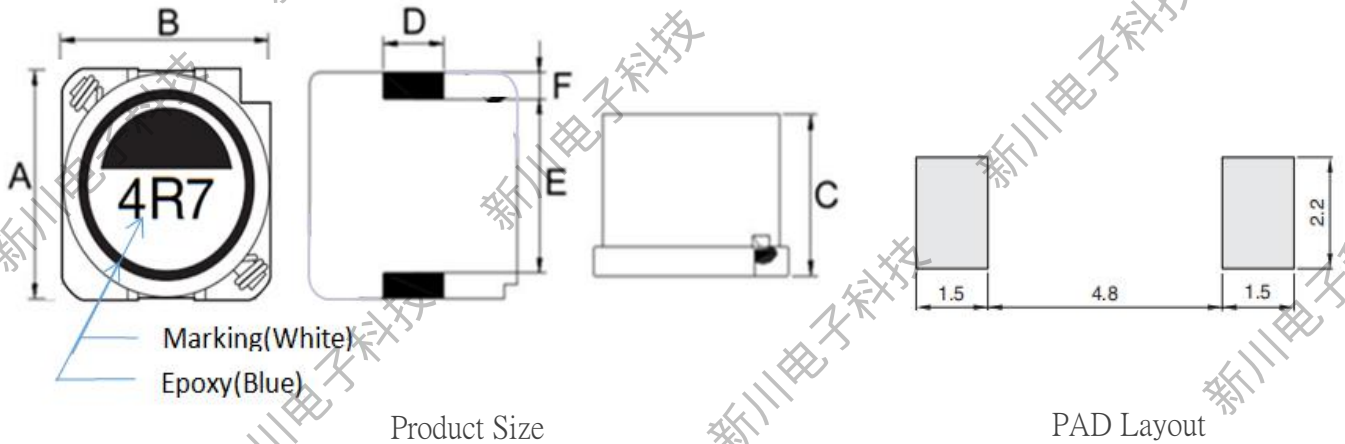
客户名称 CUSTOMER	-----	客户品名 CUSTOMER P/N	-----	版别 REV.	1.0
产品类型 PRODUCT TYPE	Shielded Power Inductors	新川品名 OURS P/N	CSLF-7045T-SERIES	文件编号 FILE NO.	SP-21072211

修改记录/MODIFY RECORDS

版别 REV.	变更编号 ECN NO.	修改内容 MODIFY CONTENT	拟制 DRAWING	审核 CHECKED	批准 APPROVED
1.0		新版发行	蔡娟	董兰瑶	程志华

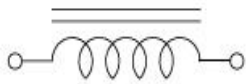
客户名称 CUSTOMER	-----	客户品名 CUSTOMER P/N	-----	版别 REV.	1.0
产品类型 PRODUCT TYPE	Shielded Power Inductors	新川品名 OURS P/N	CSLF-7045T- SERIES	文件编号 FILE NO.	SP-21072211

一.尺寸图/DIMENSION (单位/UNIT : mm)



ITEM	A	B	C	D	E	F		
DIM	7.0	7.0	4.5	2.0	4.0	0.9		
TOLE	±0.3	±0.3	±0.3	±0.2	Typ	Typ		

二.电路图/CIRCUIT DIAGRAM



三.注意事项/NOTE :

1.印字：白色

四.电气特性/ELECTRICAL CHARACTERISTIC

Part Number	Inductance (uH)	Tolerance	Test Frequency (Hz)	DCR (mΩ) ±20%	IDC1 (A) Max.	IDC2 (A) Max.	MARK
CSLF-7045T-3R3□	3.3	M N	100K/0.25V	20	2.5	2.3	3R3
CSLF-7045T-4R7□	4.7	M N	100K/0.25V	30	2	2.1	4R7
CSLF-7045T-6R8□	6.8	M N	100K/0.25V	39	1.7	1.74	6R8
CSLF-7045T-100□	10	M N	100K/0.25V	45	1.3	1.6	100
CSLF-7045T-150□	15	M N	100K/0.25V	52	1.1	1.53	150
CSLF-7045T-220□	22	M N	100K/0.25V	61	0.9	1.34	220
CSLF-7045T-330□	33	M N	100K/0.25V	96	0.82	1.09	330
CSLF-7045T-470□	47	M N	100K/0.25V	125	0.75	0.9	470
CSLF-7045T-680□	68	M N	100K/0.25V	175	0.6	0.77	680
CSLF-7045T-101□	100	M	100K/0.25V	250	0.5	0.65	101
CSLF-7045T-151□	150	M	100K/0.25V	340	0.4	0.55	151

客户名称 CUSTOMER	-----	客户品名 CUSTOMER P/N	-----	版别 REV.	1.0
产品类型 PRODUCT TYPE	Shielded Power Inductors	新川品名 OURS P/N	CSLF-7045T- SERIES	文件编号 FILE NO.	SP-21072211

四.电气特性/ELECTRICAL CHARACTERISTIC

Part Number	Inductance (uH)	Tolerance	Test Frequency (Hz)	DCR (mΩ) ±20%	IDC1 (A) Max.	IDC2 (A) Max.	MARK
CSLF-7045T-221□	220	M	100K/0.25V	520	0.33	0.45	221
CSLF-7045T-331□	330	M	100K/0.25V	740	0.25	0.37	331
CSLF-7045T-471□	470	M	100K/0.25V	1050	0.22	0.31	471
CSLF-7045T-681□	680	M	100K/0.25V	1480	0.2	0.27	681
CSLF-7045T-102□	1000	M	100K/0.25V	2280	0.14	0.25	102

- (1).Specify the inductance tolerance, K(±10%), L(±15%), M(±20%),N(±30%)
- (2).IDC1:Base on temp.rise & ΔL/L0A 10% Typ
- (3).IDC2:Temp.rise 45°C Typ
- (4).Operating temp.: -40°C to +125°C
- (5).Storage temp.: -20°C up to +40°C, 75% RH max.

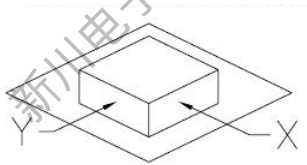
五.材料清单/MATERIAL LIST

NO.	ITEM	DESCRIPTION
1	CORE	FERRITE
2	BASE	PM9630
3	WIRE	P180 G1
4	ADHESIVE	G-500HF+FK661S
5	TIN	107H
6	INK	WHITE

客户名称 CUSTOMER	-----	客户品名 CUSTOMER P/N	-----	版别 REV.	1.0
产品类型 PRODUCT TYPE	Shielded Power Inductors	新川品名 OURS P/N	CSLF-7045T- SERIES	文件编号 FILE NO.	SP-21072211

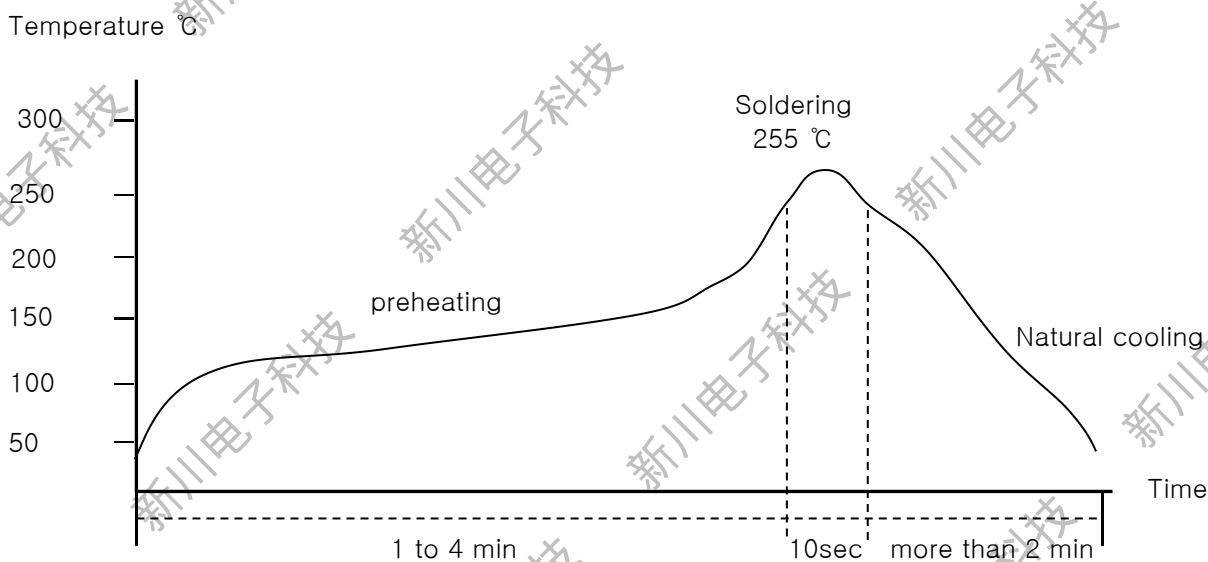
六.可靠性测试/RELIABILITY TESTING

Operating Temperature	- 40 to +125 °C (Contain Heating coil)
Appearance Inspection	No external defects by visual inspection
Terminal Strength	After soldering , between copper plaet and terminals of coils , push in two directions of X , Y with standing 10 CSLF-7045F- SERIES Terminal should not peel off. (Refer to figure at right)
Heat endurance of reflow soldering	Refer to figure
Insulating resistance	Over 100 MΩ at 100V D.C . between wire and core
Dielectric Strength	Apply at 0.5KV 3mA for 1 minute between wire and core
Temperature characteristics	Inductance coefficient (0~2,000) × 10 / °C (- 40~ + 125 °C)
Humidity characteristics	Inductance deviation within ± 10% , after 96 hours in 90~95% relative humidity at 40 ± 2 °C and 1 hours drying under normal condition



A test is made under the above mentioned condition , and it is kept for 2 hours in the normal

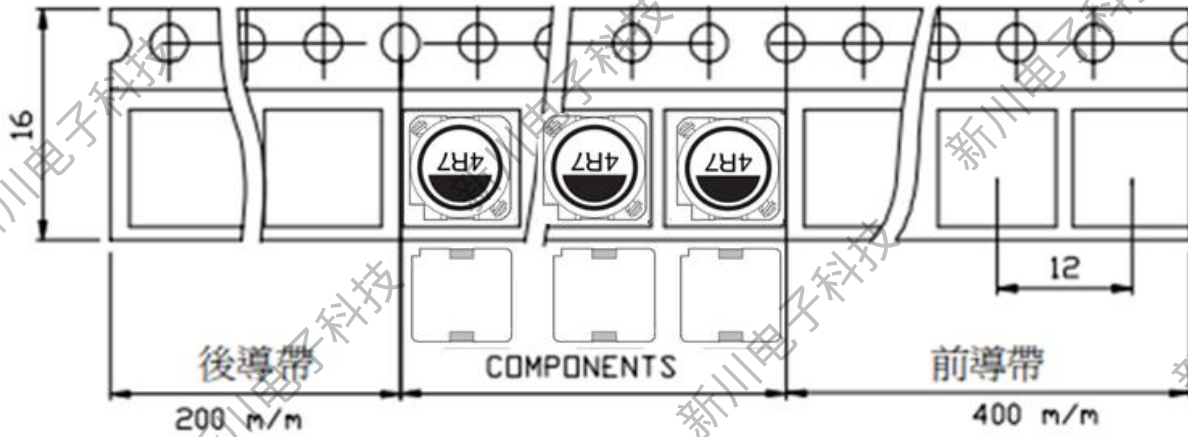
IR Reflow profile



Temperature and humidity . After that , no mechanical and electrical defect should be found .

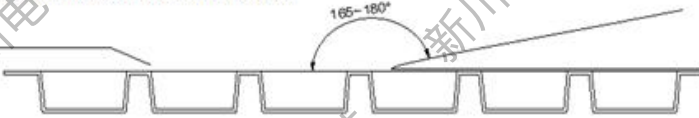
客户名称 CUSTOMER	-----	客户品名 CUSTOMER P/N	-----	版别 REV.	1.0
产品类型 PRODUCT TYPE	Shielded Power Inductors	新川品名 OURS P/N	CSLF-7045T-SERIES	文件编号 FILE NO.	SP-21072211

七.编带规格/TAPING SPECIFICATIONS

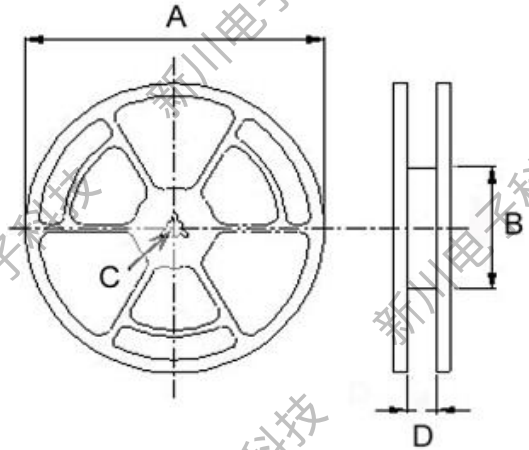


Transparent carrier and cover tape/透明载带和自粘上带

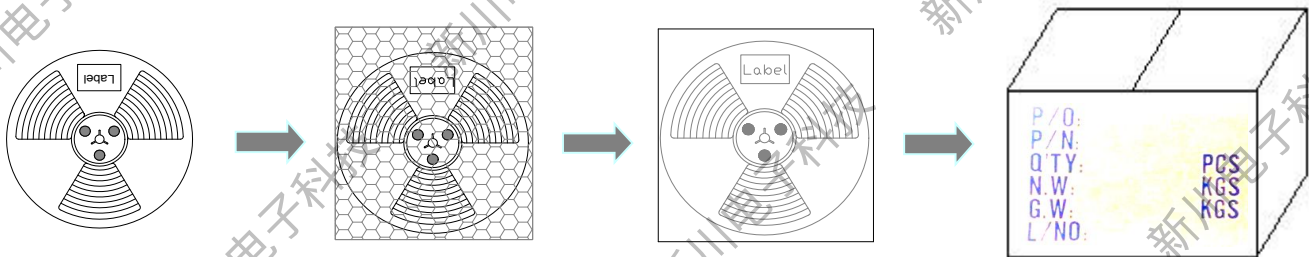
Adhesive strength of cover tape is 20 to 120 gf
The conduction band direction



Reel Dimensions (Unit: mm)				Quantity
A	B	C	D	Pcs/Reel
330	100	13	16.5	1000



八.包装方式/PACKING LIST



轮盘：13'(直径330mm)
数量：1000PCS/盘

PE袋
数量：1000PCS/袋

内盒
数量：3000PCS/盒

外箱，数量：15000PCS/箱
不足整箱用内盒或填充物
装满