



川磊电子科技
ThreeLayer Technologies, Inc.
專業電感製造商

南充新川电子科技有限公司

ThreeLayer Scientific-Technics Co.,Ltd



产品承认书

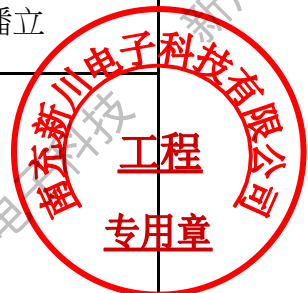
SPECIFICATION FOR APPROVAL

客户名称 <i>CUSTOMER NAME</i>	-----
产品类型 <i>PRODUCT TYPE</i>	Shielded Power Inductors
客户料号 <i>CUSTOMER P/N</i>	-----
川磊料号 <i>OURS P/N</i>	CSLF-12575F- SERIES
文件编号 <i>FILE NO.</i>	SP-21072208

客户承认 <i>CUSTOMER ACCEPTED</i>		
承认 <i>APPROVED</i>	确认 <i>CHECKED</i>	承办 <i>DESIGN</i>
批注/ <i>REMARK</i>		

批准 <i>APPROVED</i>	确认 <i>CHECKED</i>	作成 <i>DESIGN</i>
程志华	陈尧	潘立

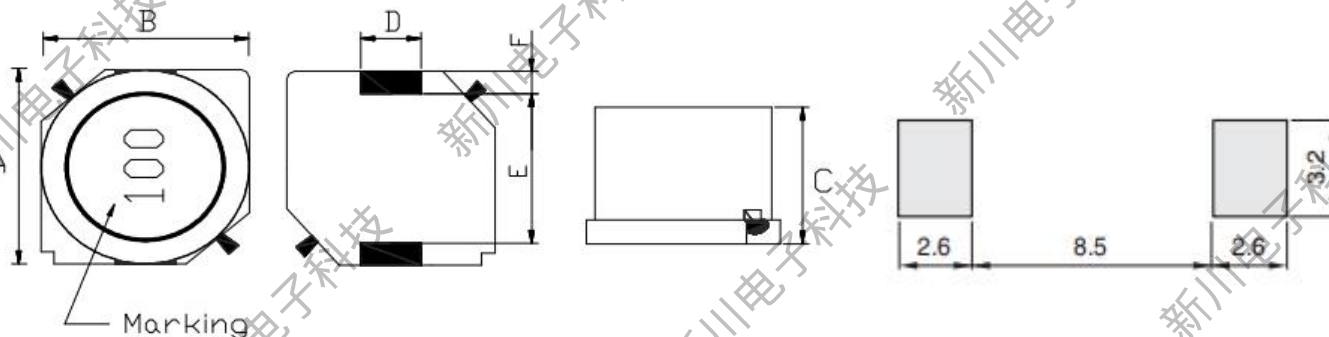
生产工厂：南充川磊电子科技有限公司
 销售公司：南充新川电子科技有限公司
 业务专线：0817-211163/18681773184
 邮 件：threelayer_sales@163.com
 地 址：四川省南充市顺庆区潞华工业园区华生东路



客户名称 CUSTOMER	-----	客户品名 CUSTOMER P/N	-----	版别 REV.	1.0
产品类型 PRODUCT TYPE	Shielded Power Inductors	新川品名 OURS P/N	CSLF-12575F- SERIES	文件编号 FILE NO.	SP-21072208
修改记录/MODIFY RECORDS					
版别 REV.	变更编号 ECN NO.	修改内容 MODIFY CONTENT	拟制 DRAWING	审核 CHECKED	批准 APPROVED
1.0		新版发行	蔡娟	董兰瑶	程志华

客户名称 CUSTOMER	-----	客户品名 CUSTOMER P/N	-----	版别 REV.	1.0
产品类型 PRODUCT TYPE	Shielded Power Inductors	新川品名 OURS P/N	CSLF-12575F- SERIES	文件编号 FILE NO.	SP-21072208

一.尺寸图/DIMENSION (单位/UNIT : mm)



ITEM	A	B	Product Size	D	E	F		PAD Layout
DIM	12.5	12.5	7.5	3.0	8.5	2.0		
TOLE	±0.3	±0.3	±0.35	±0.2	Typ	Typ		

二.电路图/CIRCUIT DIAGRAM

三.注意事项/NOTE :

1.印字：黑色

四.电气特性/ELECTRICAL CHARACTERISTIC

Inductance (uH)	Tolerance	Test Frequency (Hz)	DCR (mΩ) ±20%	IDC1 (A) Max.	IDC2 (A) Max.	MARK
CSLF-12575F-1R2□	N	1K/0.25V	6.9	13	8.2	1R2
CSLF-12575F-2R7□	N	1K/0.25V	9.4	10	7.0	2R7
CSLF-12575F-3R9□	N	1K/0.25V	10.4	9	6.7	3R9
CSLF-12575F-5R6□	N	1K/0.25V	11.6	7.8	6.3	5R6
CSLF-12575F-6R8□	N	1K/0.25V	13.1	7.2	5.9	6R8
CSLF-12575F-100□	M N	1K/0.25V	15.6	5.5	5.4	100
CSLF-12575F-150□	M N	1K/0.25V	18.4	4.7	5.0	150
CSLF-12575F-220□	M N	1K/0.25V	26.3	4.0	4.0	220
CSLF-12575F-330□	M N	1K/0.25V	39.5	3.2	3.4	330
CSLF-12575F-470□	M N	1K/0.25V	52.90	2.7	3.0	470
CSLF-12575F-680□	M N	1K/0.25V	77.80	2.0	2.4	680
CSLF-12575F-101□	M	1K/0.25V	125.0	1.9	1.9	101

客户名称 CUSTOMER	-----	客户品名 CUSTOMER P/N	-----	版别 REV.	1.0
产品类型 PRODUCT TYPE	Shielded Power Inductors	新川品名 OURS P/N	CSLF-12575F- SERIES	文件编号 FILE NO.	SP-21072208

四.电气特性/ELECTRICAL CHARACTERISTIC

Part Number	Inductance (uH)	Tolerance	Test Frequency (Hz)	DCR (mΩ) ±20%	IDC1 (A) Max.	IDC2 (A) Max.	MARK
CSLF-12575F-151□	150	M	1K/0.25V	175	1.5	1.6	151
CSLF-12575F-221□	220	M	1K/0.25V	258	1.3	1.3	221

- (1).Specify the inductance tolerance, K(±10%), L(±15%), M(±20%),N(±30%)
- (2).IDC1:Base on temp.rise & ΔL/L0A 10% Typ
- (3).IDC2:Temp.rise 45°C Typ
- (4).Operating temp.: -40°C to +125°C
- (5).Storage temp.: -20°C up to +40°C, 75% RH max.

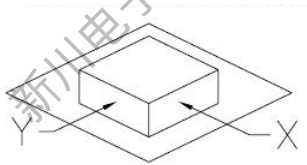
五.材料清单/MATERIAL LIST

NO.	ITEM	DESCRIPTION
1	CORE	FERRITE
2	BASE	LCP
3	WIRE	P180 G1
4	ADHESIVE	G-500HF+FK661S
5	TIN	107H
6	INK	BLACK

客户名称 CUSTOMER	-----	客户品名 CUSTOMER P/N	-----	版别 REV.	1.0
产品类型 PRODUCT TYPE	Shielded Power Inductors	新川品名 OURS P/N	CSLF-12575F- SERIES	文件编号 FILE NO.	SP-21072208

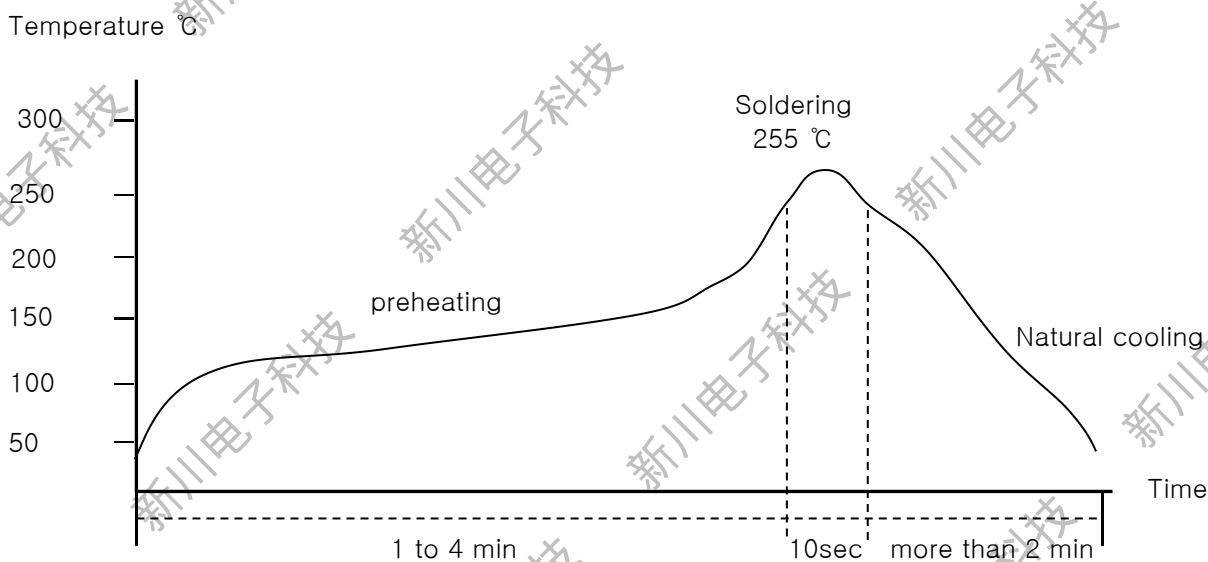
六.可靠性测试/RELIABILITY TESTING

Operating Temperature	- 40 to +125 °C (Contain Heating coil)
Appearance Inspection	No external defects by visual inspection
Terminal Strength	After soldering , between copper plaet and terminals of coils , push in two directions of X , Y with standing 10 CSLF-7045F- SERIES Terminal should not peel off. (Refer to figure at right)
Heat endurance of reflow soldering	Refer to figure
Insulating resistance	Over 100 MΩ at 100V D.C . between wire and core
Dielectric Strength	Apply at 0.5KV 3mA for 1 minute between wire and core
Temperature characteristics	Inductance coefficient (0~2,000) × 10 / °C (- 40~ + 125 °C)
Humidity characteristics	Inductance deviation within ± 10% , after 96 hours in 90~95% relative humidity at 40 ± 2 °C and 1 hours drying under normal condition



A test is made under the above mentioned condition , and it is kept for 2 hours in the normal

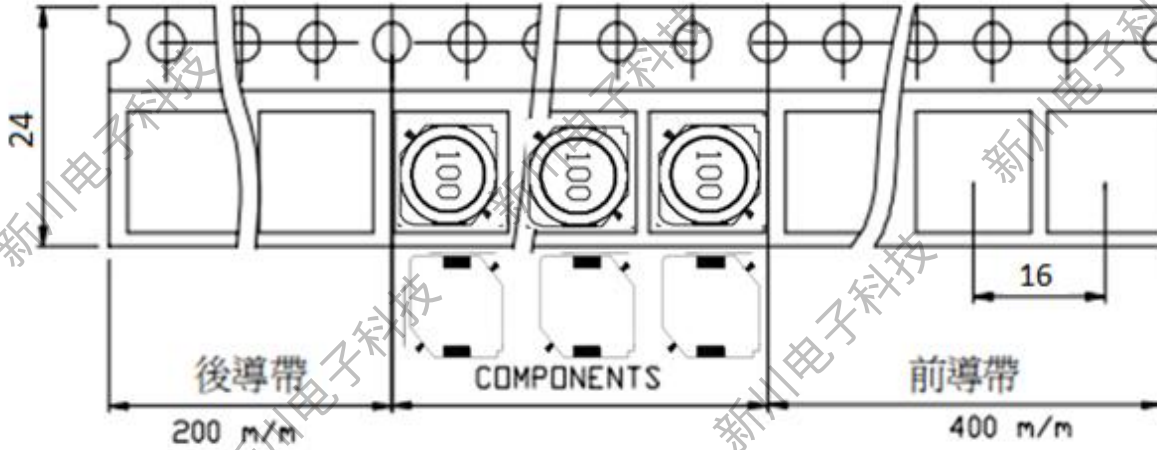
IR Reflow profile



Temperature and humidity . After that , no mechanical and electrical defect should be found .

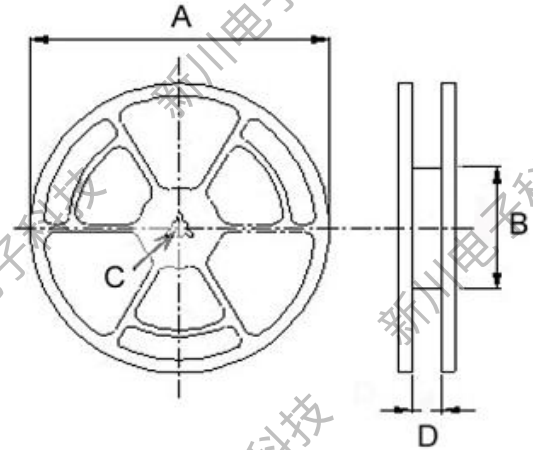
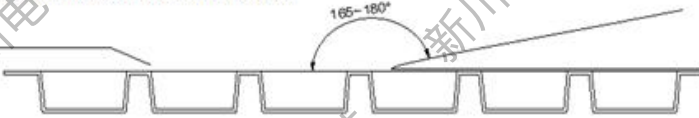
客户名称 CUSTOMER	-----	客户品名 CUSTOMER P/N	-----	版别 REV.	1.0
产品类型 PRODUCT TYPE	Shielded Power Inductors	新川品名 OURS P/N	CSLF-12575F-SERIES	文件编号 FILE NO.	SP-21072208

七.编带规格/TAPING SPECIFICATIONS



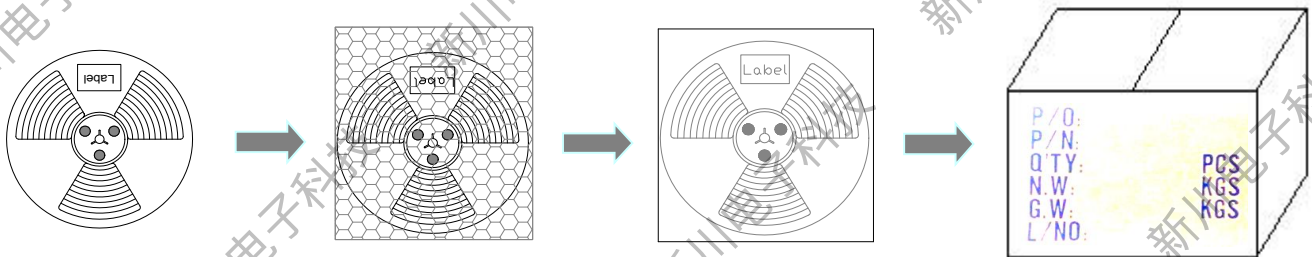
Transparent carrier and cover tape/透明载带和自粘上带

Adhesive strength of cover tape is 20 to 120 gf
The conduction band direction



Reel Dimensions (Unit: mm)				Quantity
A	B	C	D	Pcs/Reel
330	100	13	24.5	500

八.包装方式/PACKING LIST



轮盘：13'(直径330mm)
数量：500PCS/盘

PE袋
数量：500PCS/袋

内盒
数量：1000PCS/盒

外箱，数量：5000PCS/箱
不足整箱用内盒或填充物
装满