



川磊电子科技  
ThreeLayer Technologies, Inc.  
專業電感製造商

# 南充新川电子科技有限公司

ThreeLayer Scientific-Technics Co.,Ltd



## 产品承认书


SPECIFICATION FOR APPROVAL

客户名称 <i>CUSTOMER NAME</i>	-----
产品类型 <i>PRODUCT TYPE</i>	Shielded Power Inductors
客户料号 <i>CUSTOMER P/N</i>	-----
川磊料号 <i>OURS P/N</i>	CSLF-6045F- SERIES
文件编号 <i>FILE NO.</i>	SP-21072201

客户承认 <i>CUSTOMER ACCEPTED</i>		
承认 <i>APPROVED</i>	确认 <i>CHECKED</i>	承办 <i>DESIGN</i>
批注/ <i>REMARK</i>		

批准 <i>APPROVED</i>	确认 <i>CHECKED</i>	作成 <i>DESIGN</i>
程志华	陈尧	潘立

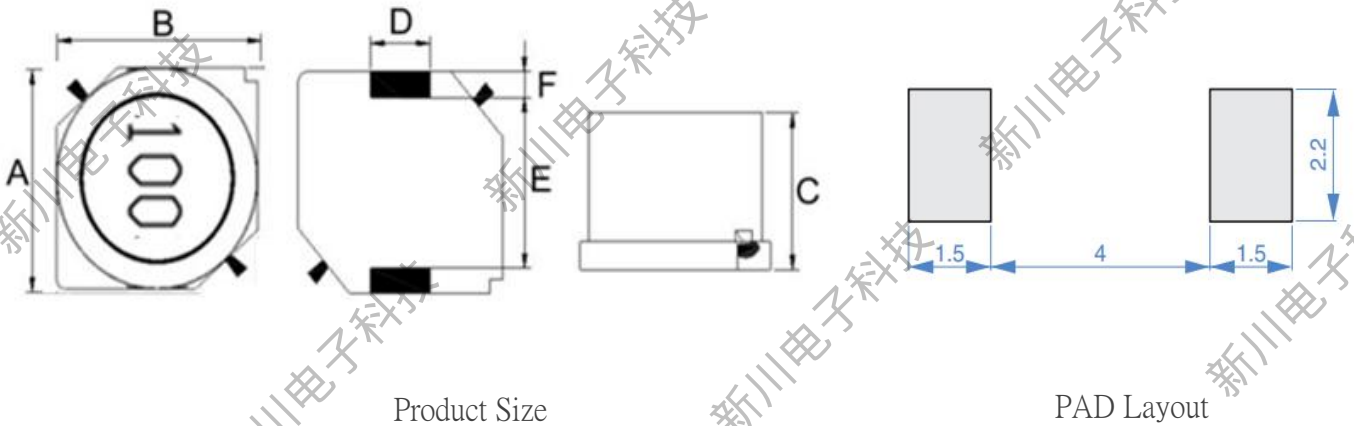
生产工厂：南充川磊电子科技有限公司  
 销售公司：南充新川电子科技有限公司  
 业务专线：0817-2111163/18681773184  
 邮 件：threelayer\_sales@163.com  
 地 址：四川省南充市顺庆区潞华工业园区华生东路



客户名称 CUSTOMER	-----	客户品名 CUSTOMER P/N	-----	版别 REV.	1.0
产品类型 PRODUCT TYPE	Shielded Power Inductors	新川品名 OURS P/N	CSLF-6045F-SERIES	文件编号 FILE NO.	SP-21072201
修改记录/MODIFY RECORDS					
版别 REV.	变更编号 ECN NO.	修改内容 MODIFY CONTENT	拟制 DRAWING	审核 CHECKED	批准 APPROVED
1.0		新版发行	蔡娟	董兰瑶	程志华

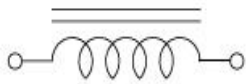
客户名称 CUSTOMER	-----	客户品名 CUSTOMER P/N	-----	版别 REV.	1.0
产品类型 PRODUCT TYPE	Shielded Power Inductors	新川品名 OURS P/N	CSLF-6045F- SERIES	文件编号 FILE NO.	SP-21072201

一.尺寸图/DIMENSION (单位/UNIT : mm)



ITEM	A	B	C	D	E	F		
DIM	6.0	6.0	4.5	2.0	4.0	0.9		
TOLE	±0.3	±0.3	±0.3	±0.2	Typ	Typ		

二.电路图/CIRCUIT DIAGRAM



三.注意事项/NOTE :

1.印字：黑色

四.电气特性/ELECTRICAL CHARACTERISTIC

Part Number	Inductance (uH)	Tolerance	Test Frequency (Hz)	DCR (mΩ) ±30%	IDC1 (A) Max.	IDC2 (A) Max.	MARK
CSLF-6045F-1R5□	1.0	N	100K/0.25V	16	4.0	4.1	1R5
CSLF-6045F-2R2□	2.2	N	100K/0.25V	18	3.3	3.8	2R2
CSLF-6045F-3R3□	3.3	N	100K/0.25V	21.5	2.8	3.4	3R3
CSLF-6045F-4R7□	4.7	N	100K/0.25V	26.5	2.4	3.2	4R7
CSLF-6045F-6R8□	6.8	N	100K/0.25V	33	2.0	2.8	6R8
CSLF-6045F-100□	10	M N	100K/0.25V	39	1.6	2.7	100
CSLF-6045F-150□	15	M N	100K/0.25V	59.5	1.3	2.2	150
CSLF-6045F-220□	22	M N	100K/0.25V	82	1.1	1.8	220
CSLF-6045F-330□	33	M N	100K/0.25V	128	0.9	1.2	330
CSLF-6045F-470□	47	M N	100K/0.25V	185	0.75	1.0	470

客户名称 CUSTOMER	-----	客户品名 CUSTOMER P/N	-----	版别 REV.	1.0
产品类型 PRODUCT TYPE	Shielded Power Inductors	新川品名 OURS P/N	CSLF-6045F- SERIES	文件编号 FILE NO.	SP-21072201

四.电气特性/ELECTRICAL CHARACTERISTIC

Part Nuber	Inductance (uH)	Tolerance	Test Frequency (Hz)	DCR ( $\Omega$ ) Max.	IDC (A)	MARK

- (1).Specify the inductance tolerance, K( $\pm 10\%$ ), L( $\pm 15\%$ ), M( $\pm 20\%$ ),N( $\pm 30\%$ )
- (2).IDC1:Base on temp.rise &  $\Delta L/L0A$  10% Typ
- (3).IDC2:Temp.rise 45°C Typ
- (4).Operating temp.: -40°C to +125°C
- (5).Storage temp.: -20°C up to +40°C, 75% RH max.

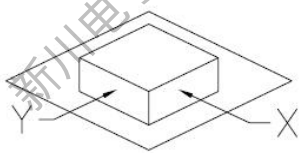
五.材料清单/MATERIAL LIST

NO.	ITEM	DESCRIPTION
1	CORE	FERRITE
2	BASE	LCP
3	WIRE	P180 G1
4	ADHESIVE	G-500HF+FK661S
5	TIN	107H
6	INK	BLACK

客户名称 CUSTOMER	-----	客户品名 CUSTOMER P/N	-----	版别 REV.	1.0
产品类型 PRODUCT TYPE	Shielded Power Inductors	新川品名 OURS P/N	CSLF-6045F- SERIES	文件编号 FILE NO.	SP-21072201

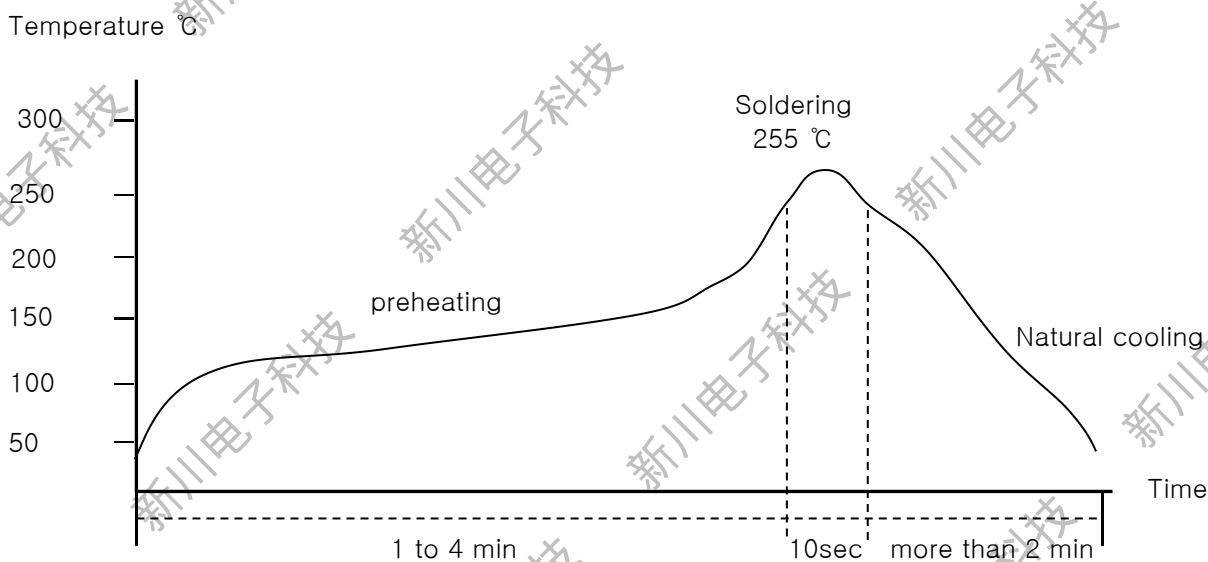
六.可靠性测试/RELIABILITY TESTING

Operating Temperature	- 40 to +125 °C ( Contain Heating coil )
Appearance Inspection	No external defects by visual inspection
Terminal Strength	After soldering , between copper plaet and terminals of coils , push in two directions of X , Y with standing 10N(1.02kg) for10+/-2 sec. Terminal should not peel off. ( Refer to figure at right )
Heat endurance of reflow soldering	Refer to figure
Insulating resistance	Over 100 MΩ at 100V D.C . between wire and core
Dielectric Strength	Apply at 0.5KV 3mA for 1 minute between wire and core
Temperature characteristics	Inductance coefficient ( 0~2,000 ) × 10 / °C ( - 40~ + 125 °C )
Humidity characteristics	Inductance deviation within ± 10% , after 96 hours in 90~95% relative humidity at 40 ± 2 °C and 1 hours drying under normal condition



A test is made under the above mentioned condition , and it is kept for 2 hours in the normal

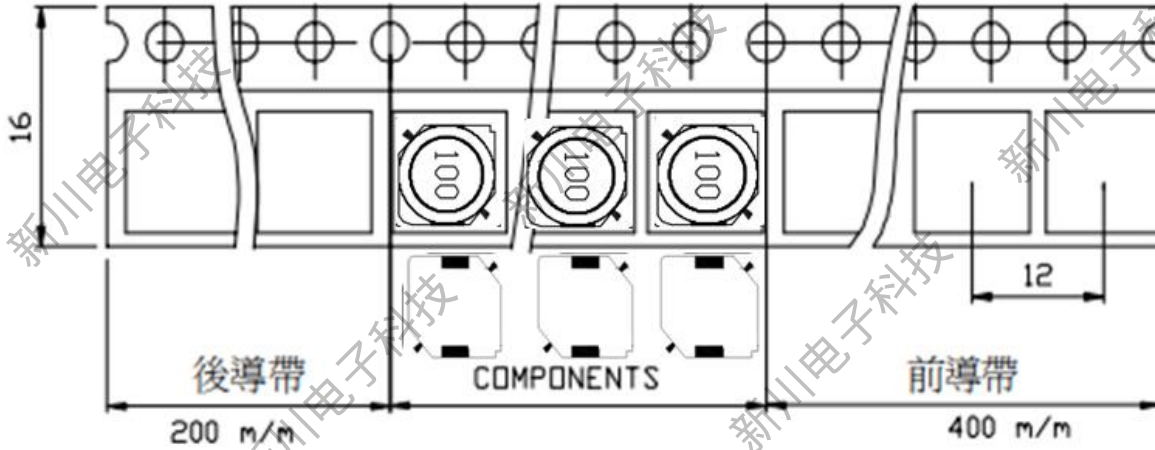
IR Reflow profile



Temperature and humidity . After that , no mechanical and electrical defect should be found .

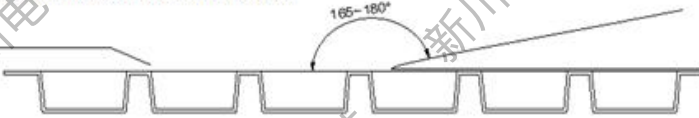
客户名称 CUSTOMER	-----	客户品名 CUSTOMER P/N	-----	版别 REV.	1.0
产品类型 PRODUCT TYPE	Shielded Power Inductors	新川品名 OURS P/N	CSLF-6045F- SERIES	文件编号 FILE NO.	SP-21072201

七.编带规格/TAPING SPECIFICATIONS

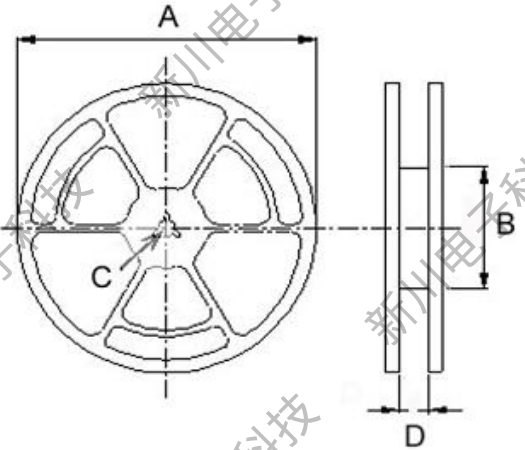


Transparent carrier and cover tape/透明载带和自粘上带

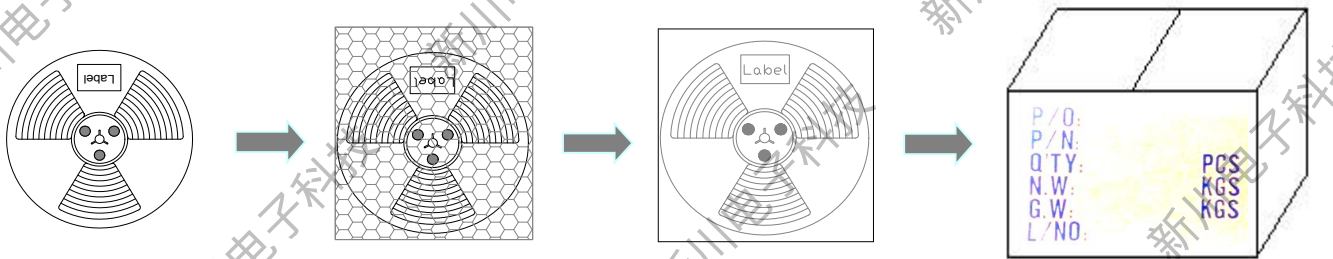
Adhesive strength of cover tape is 20 to 120 gf  
The conduction band direction



Reel Dimensions ( Unit: mm)				Quantity
A	B	C	D	Pcs/Reel
330	100	13	16.5	1000



八.包装方式/PACKING LIST



轮盘：13'(直径330mm)  
数量：1000PCS/盘

PE袋  
数量：1000PCS/袋

内盒  
数量：3000PCS/盒

外箱，数量：15000PCS/箱  
不足整箱用内盒或填充物  
装满