



川磊电子科技
ThreeLayer Technologies, Inc.
專業電感製造商

南充新川电子科技有限公司

ThreeLayer Scientific-Technics Co.,Ltd



产品承认书

SPECIFICATION FOR APPROVAL

客户名称 -----
CUSTOMER NAME.

产品类型 Shielded Power Inductors
PRODUCT TYPE

客户料号 -----
CUSTOMER P/N

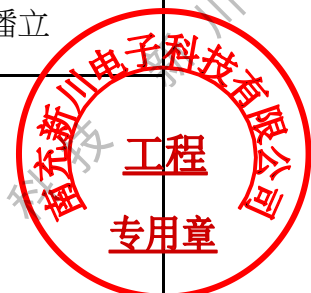
川磊料号 CDRI-127- SERIES
OURS P/N

文件编号 SP-21072006
FILE NO.

客户承认/CUSTOMER ACCEPTED		
承认 APPROVED	确认 CHECKED	承办 DESIGN
批注/REMARK		

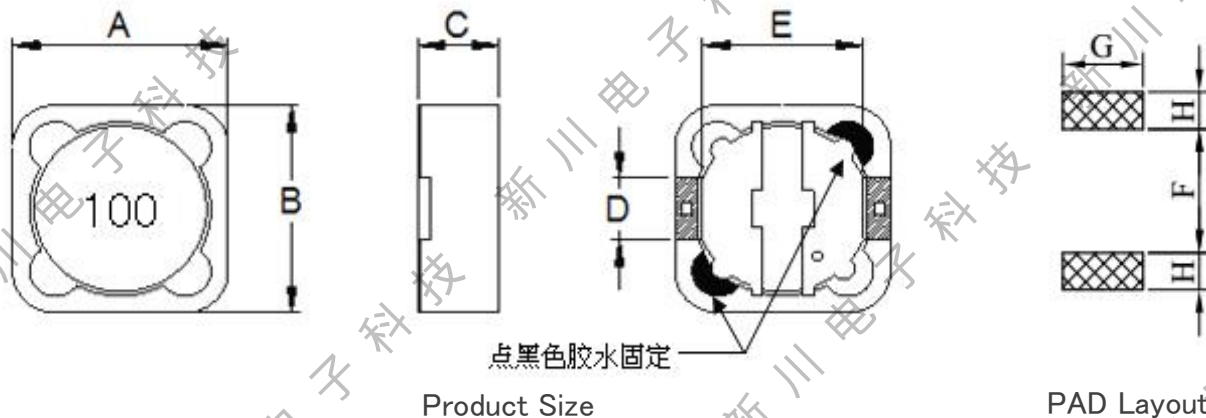
批准 APPROVED	确认 CHECKED	作成 DESIGN
程志华	陈尧	潘立

生产工厂：南充川磊电子科技有限公司
销售公司：南充新川电子科技有限公司
业务专线：0817-2111163/18681773184
邮 件：threelayer_sales@163.com
地 址：四川省南充市顺庆区潞华工业园区华生东路



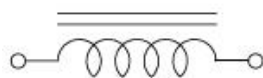
客户名称 CUSTOMER	-----	客户品名 CUSTOMER P/N	-----	版别 REV.	A
产品类型 PRODUCT TYPE	Shielded Power Inductors	新川品名 OURS P/N	CDRI-127- SERIES	文件编号 FILE NO.	SP-21072006

一.尺寸图/DIMENSION (单位/UNIT : mm)



ITEM	A	B	C	D	E	F	G	H	
DIM	12.5	12.5	8.0	5.0	7.6	7.0	5.4	2.8	
TOLE	Max	Max	Max	Typ	Typ	Ref	Ref	Ref	

二.电路图/CIRCUIT DIAGRAM



三.注意事项/NOTE :

1.印字：黑色

四.电气特性/ELECTRICAL CHARACTERISTIC

Part Nuber	Inductance (uH)	Tolerance	Test Frequency (Hz)	DCR (mΩ) Max.	IDC (A)	MARK
CDRI-127-1R0□	1.0	N	100K/0.25V	7	9.8	1R0
CDRI-127-2R2□	2.2	N	100K/0.25V	11.5	8	2R2
CDRI-127-3R3□	3.3	M N	100K/0.25V	13	7.8	3R3
CDRI-127-4R7□	4.7	M N	100K/0.25V	16	6.8	4R7
CDRI-127-6R1□	6.1	N	100K/0.25V	18	6.6	6R1
CDRI-127-6R8□	6.8	M N	100K/0.25V	23	6.4	6R8
CDRI-127-100□	10	M N	100K/0.25V	25	5.4	100
CDRI-127-120□	12	M N	100K/0.25V	26	5	120
CDRI-127-150□	15	M N	100K/0.25V	27	4.5	150
CDRI-127-180□	18	M N	100K/0.25V	39	3.9	180
CDRI-127-220□	22	M N	100K/0.25V	43	3.6	220
CDRI-127-270□	27	M N	100K/0.25V	46	3.4	270
CDRI-127-330□	33	M N	100K/0.25V	65	3	330
CDRI-127-390□	39	M N	100K/0.25V	73	2.75	390

客户名称 CUSTOMER	-----	客户品名 CUSTOMER P/N	-----	版别 REV.	A
产品类型 PRODUCT TYPE	Shielded Power Inductors	新川品名 OURS P/N	CDRI-127- SERIES	文件编号 FILE NO.	SP-21072006

四.电气特性/ELECTRICAL CHARACTERISTIC

Part Nuber	Inductance (uH)	Tolerance	Test Frequency (Hz)	DCR (mΩ) Max.	IDC (A)	MARK
CDRI-127-470□	47	M N	100K/0.25V	100	2.5	470
CDRI-127-560□	56	M N	100K/0.25V	110	2.35	560
CDRI-127-680□	68	M N	100K/0.25V	140	2.1	680
CDRI-127-820□	82	M N	100K/0.25V	160	1.95	820
CDRI-127-101□	100	K M	100K/0.25V	220	1.7	101
CDRI-127-121□	120	K M	100K/0.25V	250	1.6	121
CDRI-127-151□	150	K M	100K/0.25V	280	1.42	151
CDRI-127-181□	180	K M	100K/0.25V	350	1.3	181
CDRI-127-221□	220	K M	100K/0.25V	390	1.16	221
CDRI-127-271□	270	K M	100K/0.25V	560	1.06	271
CDRI-127-331□	330	K M	100K/0.25V	640	0.95	331
CDRI-127-391□	390	K M	100K/0.25V	700	0.88	391
CDRI-127-471□	470	K M	100K/0.25V	980	0.79	471
CDRI-127-561□	560	K M	100K/0.25V	1070	0.73	561
CDRI-127-681□	680	K M	100K/0.25V	1460	0.67	681
CDRI-127-821□	820	K M	100K/0.25V	1640	0.6	821
CDRI-127-102□	1000	K M	10K/0.25V	1820	0.55	102
CDRI-127-152□	1500	K M	10K/0.25V	2480	0.45	152

(1) Specify the inductance tolerance, K(±10%),M(±20%),N(±30%)

(2).IDC1:Base on temp.rise & $\Delta L/L0A \leq 25\% \text{ MAX}$, Temp.rise 40°C Typ

(3).Operating temp.: -40°C to +125°C

(4).Storage Temp: -20°C up to +40°C, 75% RH max.

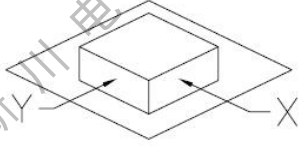
五.材料清单/MATERIAL LIST

NO.	ITEM	DESCRIPTION
1	CORE	FERRITE
2	BASE	C1100 P2
3	WIRE	P180 G1
4	ADHESIVE	G-500HF/FW-5013
5	TAPE	3M
6	TIN	107H
7	INK	BLACK

客户名称 CUSTOMER	-----	客户品名 CUSTOMER P/N	-----	版别 REV.	A
产品类型 PRODUCT TYPE	Shielded Power Inductors	新川品名 OURS P/N	CDRI-127- SERIES	文件编号 FILE NO.	SP-21072006

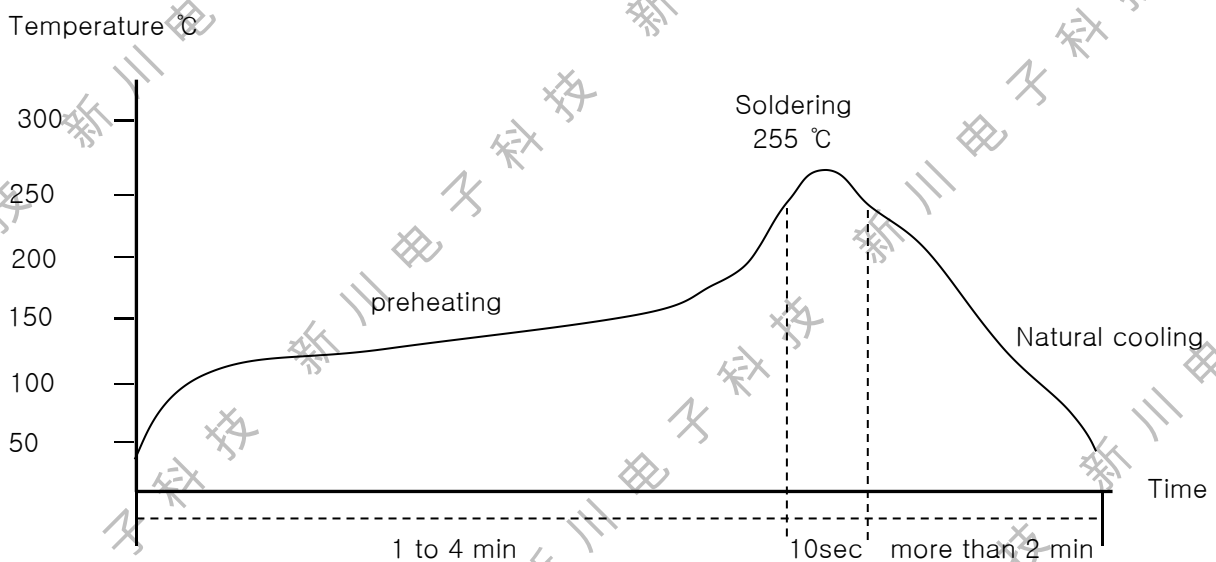
六.可靠性测试/RELIABILITY TESTING

Operating Temperature	- 40 to +125 °C (Contain Heating coil)
Appearance Inspection	No external defects by visual inspection
Terminal Strength	After soldering , between copper plaet and terminals of coils , push in two directions of X , Y with standing 10N(1.02kg) for10+/-2 sec. Terminal should not peel off. (Refer to figure at right)
Heat endurance of reflow soldering	Refer to figure
Insulating resistance	Over 100 MΩ at 100V D.C . between wire and core
Dielectric Strength	Apply at 0.5KV 3mA for 1 minute between wire and core
Temperature characteristics	Inductance coefficient (0~2,000) × 10 / °C (- 40~ + 125 °C)
Humidity characteristics	Inductance deviation within ± 10% , after 96 hours in 90~95% relative humidity at 40 ± 2 °C and 1 hours drying under normal condition



A test is made under the above mentioned condition , and it is kept for 2 hours in the normal

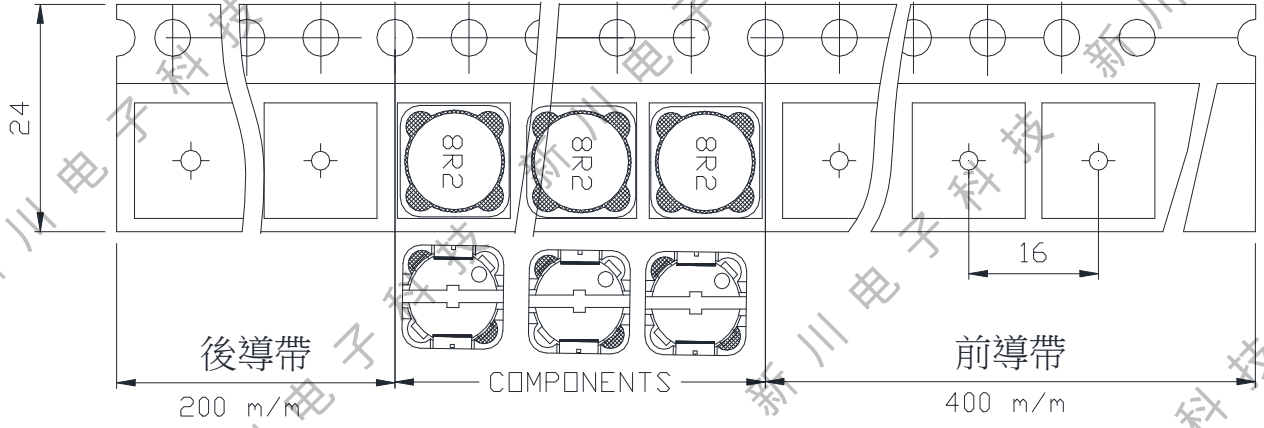
IR Reflow profile



Temperature and humidity . After that , no mechanical and electrical defect should be found .

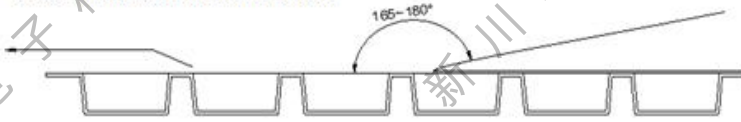
客户名称 CUSTOMER	-----	客户品名 CUSTOMER P/N	-----	版别 REV.	A
产品类型 PRODUCT TYPE	Shielded Power Inductors	新川品名 OURS P/N	CDRI-127- SERIES	文件编号 FILE NO.	SP-21072006

七.编带规格/TAPING SPECIFICATIONS

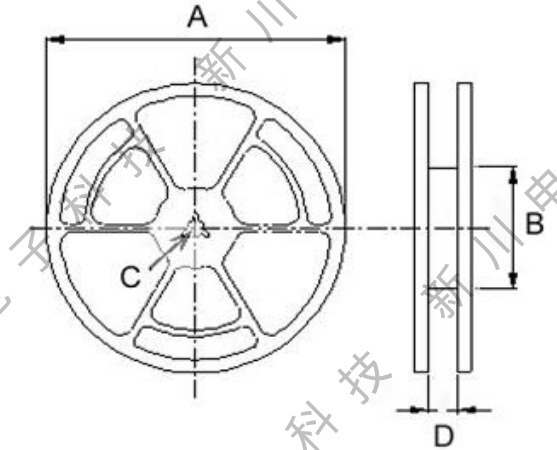


Transparent carrier and cover tape/透明载带、自粘或热封上带

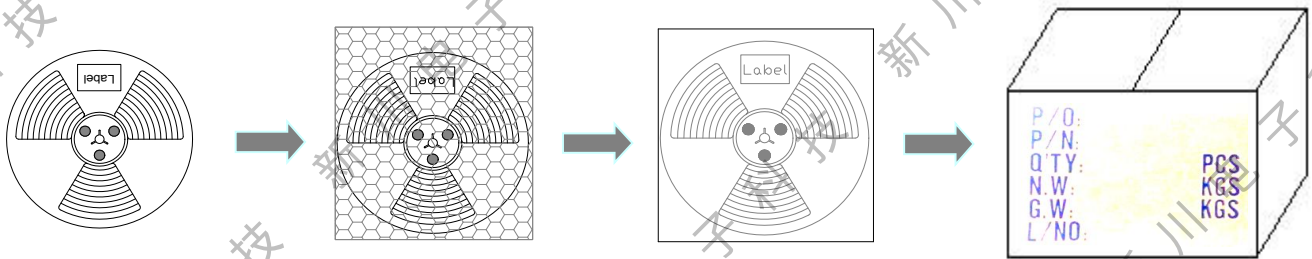
Adhesive strength of cover tape is 20 to 120 gf
The conduction band direction



Reel Dimensions (Unit: mm)				Quantity
A	B	C	D	Pcs/Reel
330	100	13	24.5	500



八.包装方式/PACKING LIST



轮盘：13'(直径330mm)
数量：500PCS/盘

PE袋
数量：500PCS/袋

内盒
数量：1000PCS/盒

外箱，数量：5000PCS/箱
不足整箱用内盒或填充物
装满